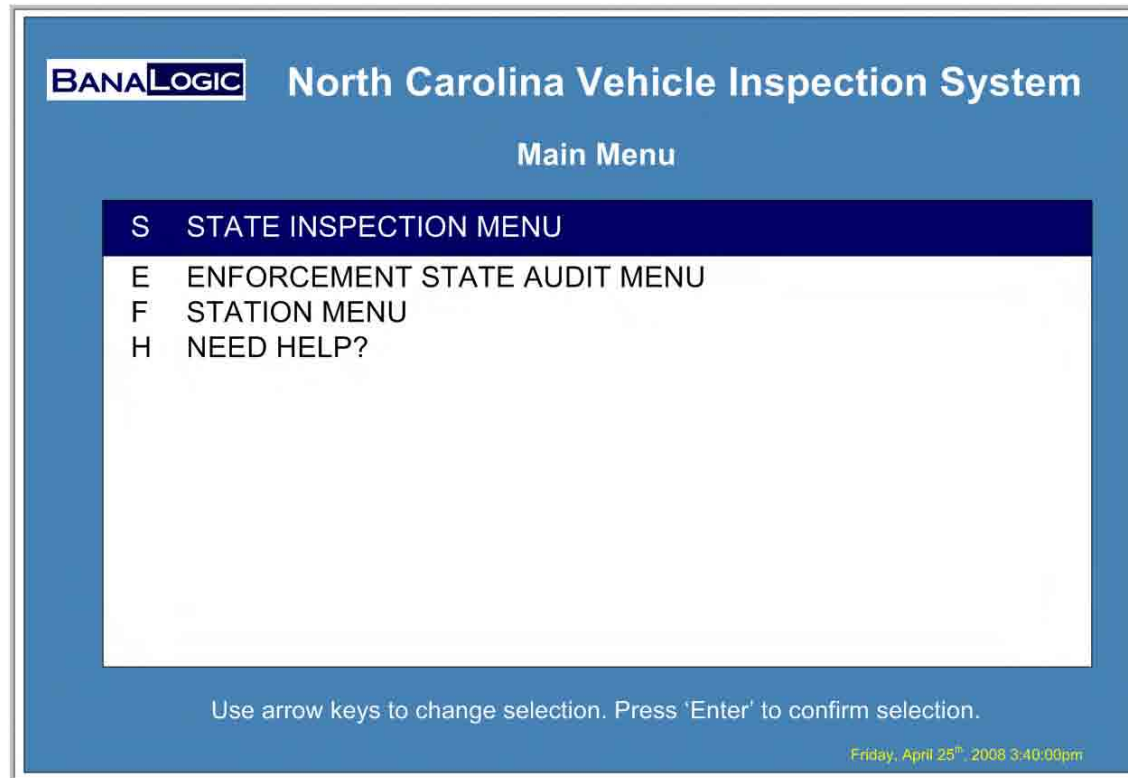
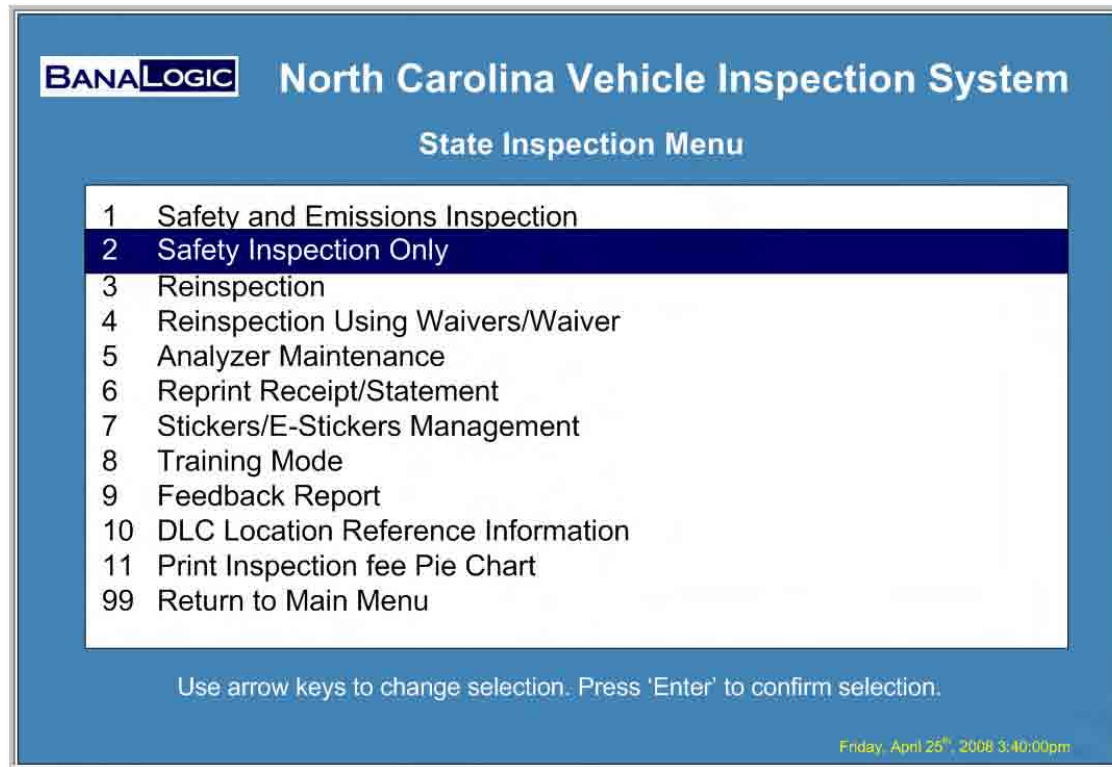


# Main Menu



This is the main menu. To conduct an inspection, choose “State Inspection Menu” and press enter.

# State Inspection Menu



To conduct an inspection, select option No. 2

# Inspector ID Entry

**BANA LOGIC** North Carolina Vehicle Inspection System


**Please Scan or Enter your Inspector-Mechanic License ID Number.**

Friday, April 25, 2008 3:40:00pm

Enter your Technician / Mechanic license ID number.

\* The Technician / Mechanic ID number is typically your drivers license number.

# Inspector Password Entry



The screenshot shows a blue interface for the North Carolina Vehicle Inspection System. At the top left is the BANA LOGIC logo. The title 'North Carolina Vehicle Inspection System' is displayed in white. The main instruction 'Please Enter your access code.' is in yellow. Below it is a yellow input field containing five asterisks. The date and time 'Friday, April 25<sup>th</sup>, 2008 3:40:00pm' are shown in the bottom right corner.

**BANA LOGIC** North Carolina Vehicle Inspection System

Please Enter your access code.

\*\*\*\*\*

Friday, April 25<sup>th</sup>, 2008 3:40:00pm

Enter your access code in the space provided.

# Safety Only Prompt



Ensure the vehicle requires a safety only inspection before proceeding.

# Registration



Obtain the registration card from the customer. If no registration card is presented, scan the information from the vehicle.


# VIN Entry



The screenshot shows a blue interface for the North Carolina Vehicle Inspection System. At the top left is the BANA LOGIC logo. The title 'North Carolina Vehicle Inspection System' is at the top right. The main instruction, 'Please scan the Bar Code on the DMV Registration Card or enter the VIN using the keyboard', is centered in yellow text. Below this is a large yellow rectangular input field. At the bottom, there is a prompt 'If using keyboard entry, Press 'Enter' to continue.' and a timestamp 'Friday, April 25<sup>th</sup>, 2008 3:40:00pm'.

Scan the bar code on the registration card or the Federal Decal. Manual entries of the VIN should only occur as a last resort.

# Plate Entry



The screenshot shows a blue interface for the North Carolina Vehicle Inspection System. At the top left is the BANA LOGIC logo. The title 'North Carolina Vehicle Inspection System' is displayed in white. The main instruction 'Please enter the vehicle license plate number' is in yellow. Below this is a large yellow rectangular input field. At the bottom, it says 'Press 'Enter' to continue' and shows a timestamp: 'Friday, April 25<sup>th</sup>, 2008 3:40:00pm'.

Enter the vehicles license plate number. If no plate enter  
NONE.

# Registration Location Entry



**BANA**LOGIC North Carolina Vehicle Inspection System

Vehicle Registration Location

- N** Vehicle is registered in North Carolina
- O** Vehicle is currently registered Out-of-State
- U** Current Vehicle Registration is unknown

Use arrow keys to change selection. Press 'Enter' to confirm selection.

Friday, April 25<sup>th</sup>, 2008 3:40:00pm

Select the appropriate option.

# Information Confirmation



**BANA**LOGIC North Carolina Vehicle Inspection System

Vehicle Information Verification

**VIN:** 4T1B32K93U738253  
**Plate Number:** MYPLATE  
**Registration:** Vehicle is registered in North Carolina

Is this vehicle information correct? Y/N

Friday, April 25<sup>th</sup>, 2008 3:40:00pm

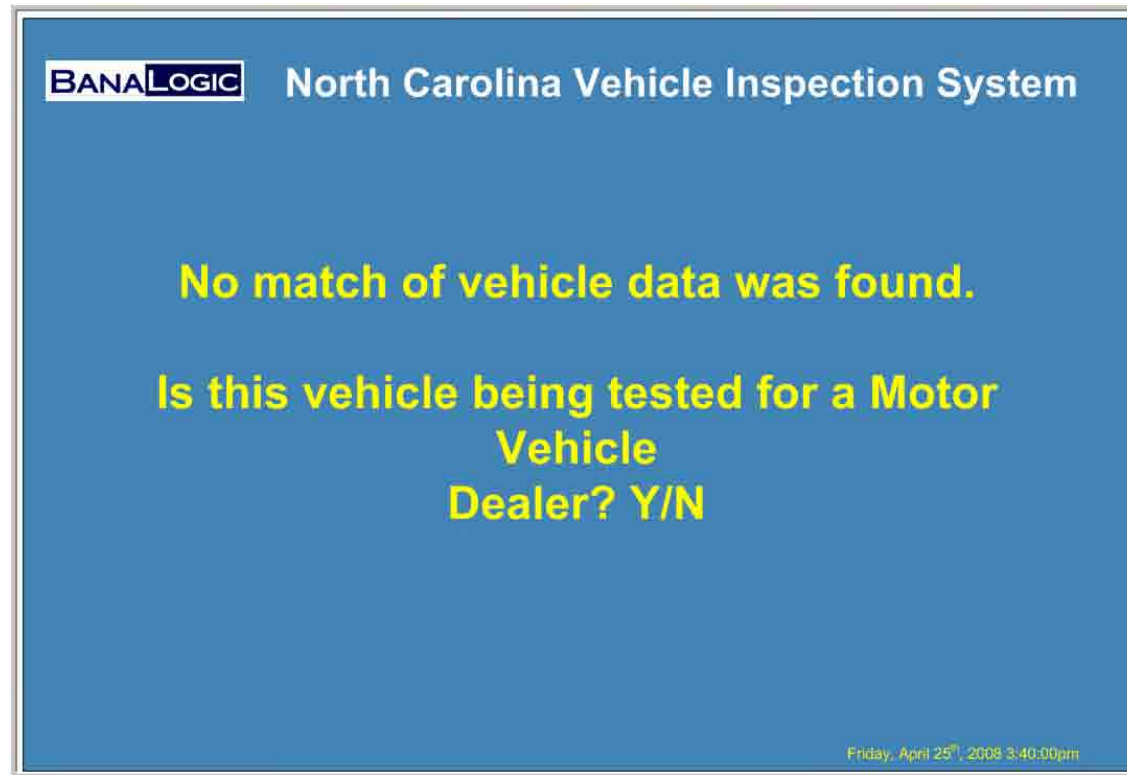
Verify entries are correct before proceeding with the inspection.

# Initializing Modem



The computer will now make the first call to the State VID

# No Match found



If the vehicle is not in the state VID, you will be prompted to enter the dealer number or vehicle owner information

# Owner Information

**BANA**LOGIC North Carolina Vehicle Inspection System

Please enter the following vehicle owner information

First Name:

Last Name:

Street Address:

City:

ZIP Code:

Press 'F10' to continue, 'ESC' to cancel, or 'F9' to return to previous screen

Friday, April 25<sup>th</sup>, 2008 3:40:00pm

Complete owner information as indicated and if required

# County Entry

**BANA**LOGIC North Carolina Vehicle Inspection System  
County Selection List

11	AVERY
13	BEAUFORT
15	BERTIE
17	BLADEN
<b>23</b>	<b>BURKE</b>
21	BUNCOMBE
23	BURKE
25	CABARRUS
27	CALDWELL
29	CAMDEN
31	CARTERET
33	CASWELL

Use arrow keys to change selection. Press 'Enter' to confirm selection, or 'F9' to return to previous screen

Friday, April 25<sup>th</sup>, 2008 3:40:00pm

Select the appropriate county as indicated on the vehicle registration.

# Vehicle Body Style

**BANA**LOGIC North Carolina Vehicle Inspection System  
Vehicle Body Style

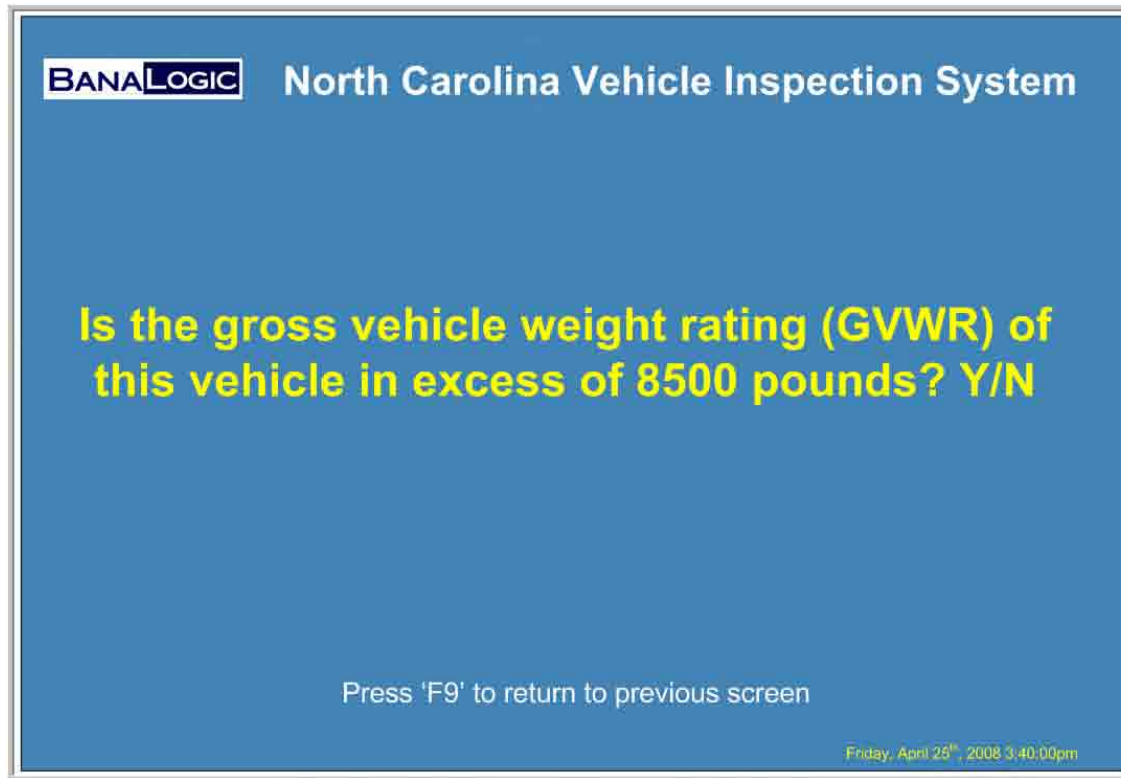
1	Sedan
2	Station Wagon
3	Pickup
4	Sport Utility Vehicle
<b>5</b>	<b>Minivan</b>
6	Full Size Van
7	Motor Home
8	Bus
9	Heavy Duty Truck
10	Trailer
11	Motorcycle

Use arrow keys to change selection. Press 'Enter' to confirm selection, or 'F9' to return to previous screen.

Friday, April 25<sup>th</sup>, 2008 3:40:00pm

Select the appropriate body style.

# Gross Vehicle Weight Rating



Determine the GVWR from the Federal Decal.

# Weight Entry

North Carolina Vehicle Inspection System

Please enter the gross vehicle weight rating (GVWR) of this vehicle

8900

Press Enter to Continue

Friday, April 25<sup>th</sup>, 2008 3:40:00pm

Entry required only if the GVWR exceeds 8500 pounds.

# Fuel Type

**BANA**LOGIC North Carolina Vehicle Inspection System

Fuel Type

G	Gasoline
B	BI-Fuel
P	Liquid Propane Gas (LPG) Only
N	Liquid/Compressed Natural Gas (LNG/CNG) Only
<b>D</b>	<b>Diesel Fuel</b>
E	Electric Power
H	Hybrid (Gasoline-capable)
I	Hybrid (Non-Gasoline)
O	Other
F	Fuel Cell Vehicles

Use arrow keys to change selection. Press 'Enter' to confirm selection, or 'F9' to return to previous screen.

Friday, April 25<sup>th</sup>, 2008 3:40:00pm

Enter the appropriate fuel type. \* If the vehicle operates on gasoline during any portion of the operating cycle, it is a gasoline operated vehicle.

# Vehicle Model Information

**BANA**LOGIC North Carolina Vehicle Inspection System

Vehicle Model Information

Enter Vehicle model year (4 digits): 1998

Vehicle Odometer Reading: (do not enter tenths): 12001

Number of Cylinders (R for Rotary Engines): X

Engine Displacement:

Measured in (L)iters, Cubic (C)entimeters, Cubic (I)nches:

Does Vehicle have dual exhaust? Y/N:

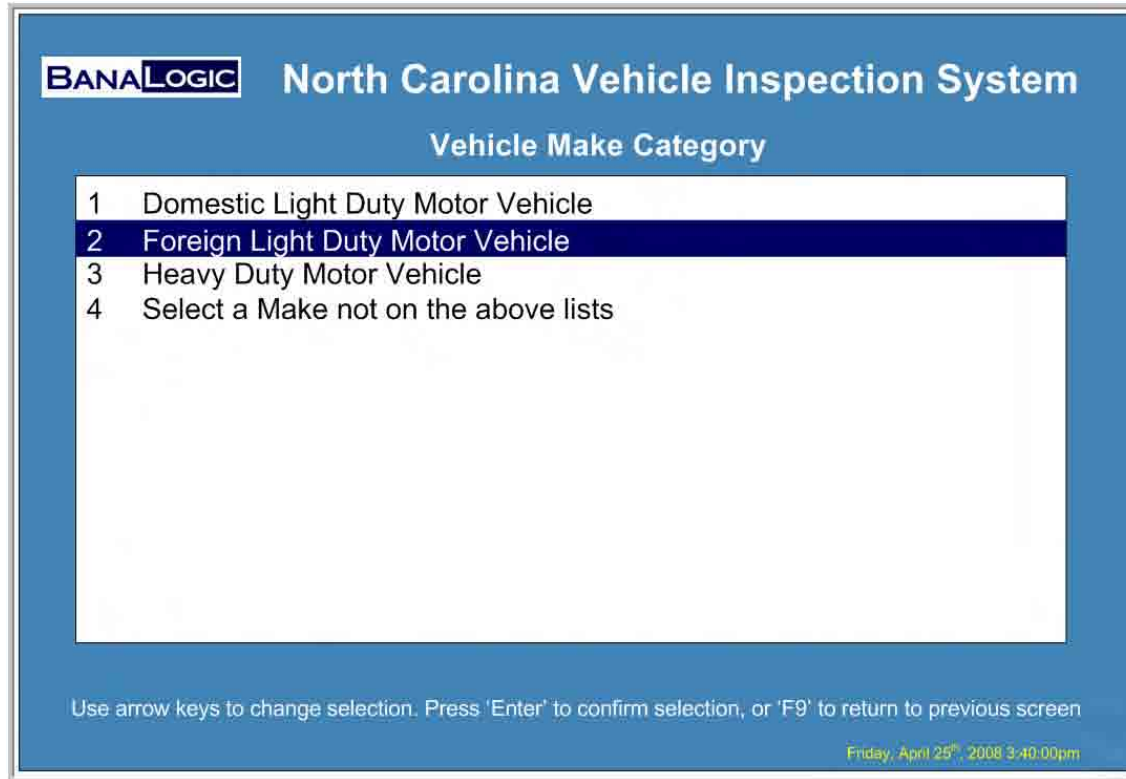
Data Entry Error, will not allow past this field until correct value is entered.

Press 'F10' when all values have been entered, or 'F9' to return to previous screen

Friday, April 25<sup>th</sup>, 2008 3:40:00pm

Make the appropriate entries as required. If no odometer reading is available “ 000000 “ should be entered.

# Vehicle Make Category



**BANA**LOGIC North Carolina Vehicle Inspection System

Vehicle Make Category

1	Domestic Light Duty Motor Vehicle
2	Foreign Light Duty Motor Vehicle
3	Heavy Duty Motor Vehicle
4	Select a Make not on the above lists

Use arrow keys to change selection. Press 'Enter' to confirm selection, or 'F9' to return to previous screen

Friday, April 25<sup>th</sup>, 2008 3:40:00pm

Select the appropriate classification.

# Motor Vehicle Make

**BANA**LOGIC North Carolina Vehicle Inspection System

Enter the Motor Vehicle make as shown on the vehicle registration

CHEC	CHECKER
CHEV	CHERVROLET
CHRY	CHRYSLER
CONS	CONSULIER
DESO	DESOTO
DODG	DODGE
EDSE	EDSEL
EGIL	EAGLE
FORD	FORD
FRAS	FRAISIER
HENR	HENRY J
HUD	HUDSON

Use arrow keys to change selection. Press 'Enter' to confirm selection, or 'F9' to return to previous screen

Friday, April 25<sup>th</sup>, 2008 3:40:00pm

Select the appropriate make from the list provided.

# Vehicle Information Summary

**BANA**LOGIC North Carolina Vehicle Inspection System  
Vehicle Information Summary

<b>Make:</b>	<b>CHRY</b>
<b>Model Year:</b>	<b>1981</b>
<b>Fuel Type:</b>	<b>Gasoline</b>
<b>Body Type:</b>	<b>Sedan</b>
<b>County:</b>	<b>Wake</b>

Press 'F10' to continue or 'F9' to return to previous screens to change information

Friday, April 25<sup>th</sup>, 2008 3:40:00pm

Ensure entries are correct before proceeding

# Safety Inspection Entries

**BANA**LOGIC North Carolina Vehicle Inspection System  
Safety Inspection Systems

Headlights:	P
Parking Lights:	P
Tail Lights:	P
Beam Indicator Light/Switch:	F
License Plate Light:	F
Stop Lights:	F
Direction Signals:	F
Horn:	P
Windshield Wiper:	P
Rear View Mirrors:	P
Foot Brake:	X
Emergency Brake:	
Steering Mechanism:	
Tires:	
Exhaust System:	
Clearance Lights (Bus, Trucks, Trailers):	
Reflectors:	
Window Tinting:	

Enter (P)ass, (F)ail, (C)orrected, (H)elp, or (N)ot Applicable. F10 when complete.

Friday, April 25<sup>th</sup>, 2008 3:40:00pm

Enter the appropriate remark for each selection.

# Tamper Inspecting Entries

**BANA**LOGIC North Carolina Vehicle Inspection System  
Tampering Inspection Systems

Catalytic Converter:	<input type="text" value="P"/>
Air Injection System:	<input type="text" value="P"/>
PCV Valve:	<input type="text" value="P"/>
Unleaded Gas Restrictor:	<input type="text" value="E"/>
Exhaust Gas Recirculation (EGR) Valve:	<input type="text" value="F"/>
Thermostatic Air Control:	<input type="text" value="P"/>
Evaporative Emissions System:	<input type="text" value="P"/>
Oxygen Sensor:	<input type="text" value="P"/>
Gasoline Tank Cap:	<input type="text" value="I"/>

Enter (P)ass; (F)ail, (C)orrected, (H)help,(E)xemption or (N)ot Applicable. F10 when completed.

Friday, April 25<sup>th</sup>, 2008 3:40:00pm

Enter the appropriate remark for each selection.

# Inspection Results

**BANA**LOGIC

North Carolina Vehicle Inspection System

**You have completed the Safety Only inspection  
for this vehicle.**

**The overall test result is Fail.**

**Press any key to continue**

Friday, April 25<sup>th</sup>, 2008 3:40:00pm

# Network Access



The computer will now make the second and final call to the VID

# Vehicle Inspection Receipt/Statement

**BANA LOGIC** North Carolina Vehicle Inspection System

**Vehicle Inspection Report**

STATE OF NORTH CAROLINA  
VEHICLE INSPECTION RECEIPT/STATEMENT

SAFETY INSPECTION

Sticker Class: SI	Inspection Fee: \$ 8.25
Sticker Number: 000001	Sticker Fee: \$0.00
Date: 4/28/2008	Window Tinting Fee: \$0.00
	Total Fees: \$8.25

\* FAILED \*

Make: CHEV	Vehicle Type: Light Duty
Year: 1991	Plate Number: Z0K 19T
Body Style: Sedan	Odometer Reading: 132000
VIN: 4T1BE2K93U738253	Number of Cylinders: 6
County: ASHE	Type of Fuel: Gasoline
Next Inspection Due Date: Month/Year 06/2009	Previous Odometer: N/A
TIN Number:	Motor Vehicle Dealer Number:

.....

Safety Equipment Tampering Inspection

Enter number of copies to print:

Select 1-9 copies and press 'ENTER', 'Esc' to finish after printing, or 'H' for help

Friday, April 25<sup>th</sup>, 2008 3:40:00pm

Two receipts should be printed for each inspection. The customer should receive one copy and the station should retain one copy for 18 months. \* If unable to print a copy of the receipt, the station should cease operation until the problem is resolved.