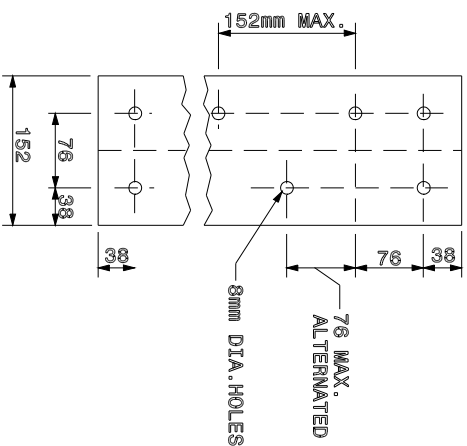
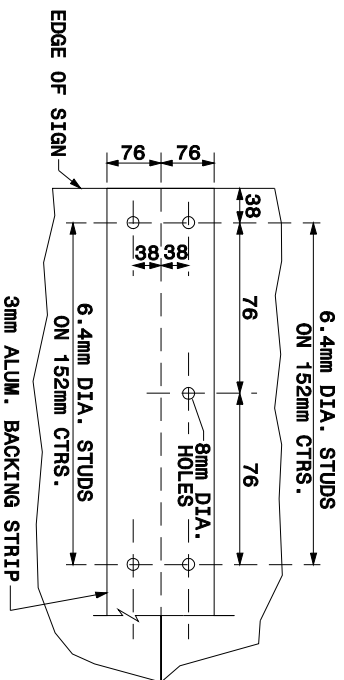


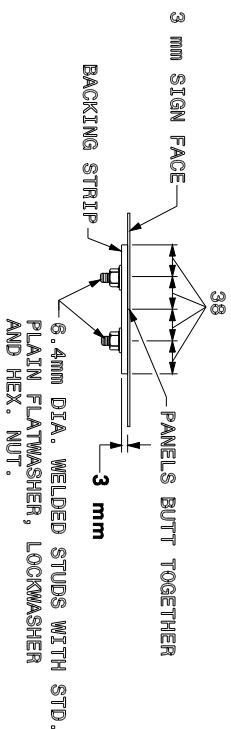
METRIC STANDARD DRAWING FOR  
**TYPE 'A' SIGNS**  
WELDED STUD CONSTRUCTION



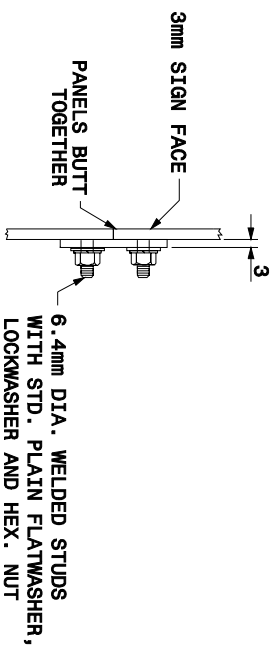
DETAIL B  
BACKING STRIP HOLE PATTERN



(HORIZONTAL JOINT TO BE USED ONLY  
WHEN PERMITTED. SEE SPECIFICATIONS.)  
DETAIL C  
TYPICAL HORIZ. JOINT DETAIL



SECTION B-B



SECTION C-C

**Note:**  
This drawing is dimensioned in millimeters unless otherwise depicted within the drawing.