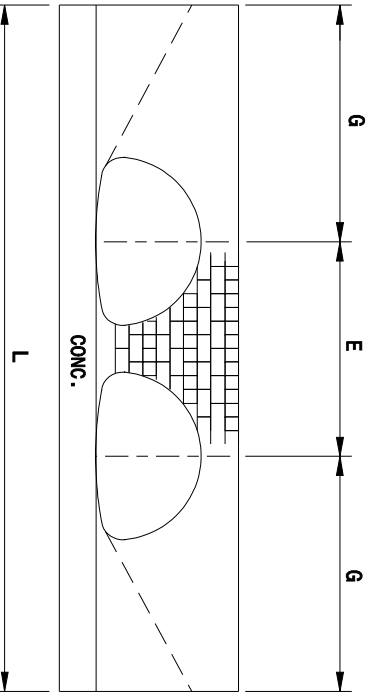
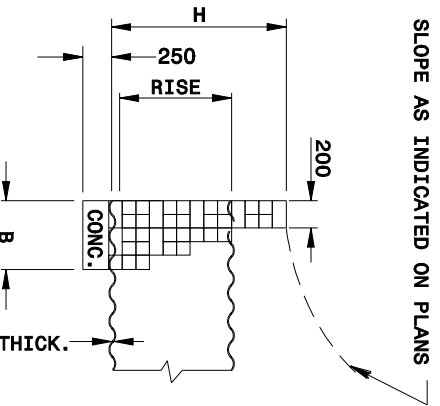


**PLAN**



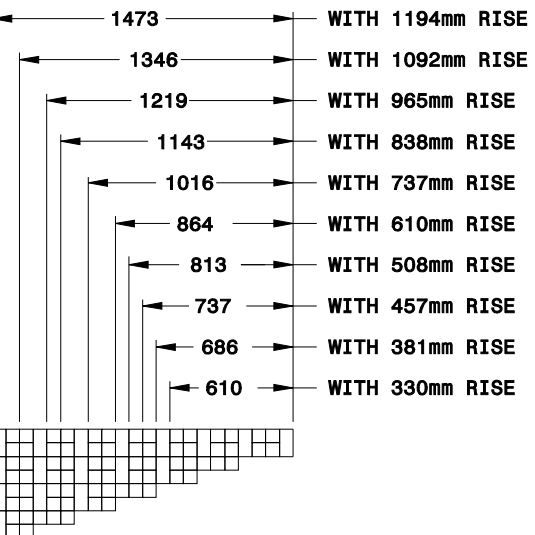
**ELEVATION**

**GENERAL NOTES:**  
ALL MORTAR JOINTS ARE 13mm ± 3mm.  
BOND BRICKWORK WITH FULL HEADERS EVERY THREE COURSES.  
CONCAVE TOOL ALL EXPOSED JOINTS.  
CONSTRUCT THE BASE WITH FORMS.  
USE CLASS 'B' CONCRETE.  
PAY FOR CONCRETE AS BRICK MASONRY.  
CONCRETE BRICK MAY BE USED IN LIEU OF CLAY BRICK.  
JUMBO BRICK WILL BE PERMITTED.



**END ELEVATION**

**TYPICAL SECTION THRU WALL**



COMMON DIMENSIONS					DIMENSIONS AND BRICK QUANTITIES							
SPAN	RISE	THICK	H	B	G	SINGLE PIPE		DOUBLE PIPE				
						L	BRICK CONG. m <sup>3</sup>	E	L	BRICK CONG. m <sup>3</sup>		
432	330	1.61	610	406	838	1676	0.253	0.173	559	2235	0.314	0.231
533	381	1.61	686	406	940	1880	0.322	0.194	711	2591	0.411	0.268
610	457	1.61	737	508	1092	2184	0.434	0.282	813	2997	0.547	0.387
711	508	1.99	813	508	1194	2388	0.538	0.308	940	3327	0.688	0.430
838	610	1.99	864	508	1397	2794	0.680	0.361	1168	3962	0.868	0.511
1067	737	1.99	1016	610	1651	3302	1.009	0.511	1422	4724	1.294	0.732
1245	838	2.75	1143	711	1854	3708	1.529	0.670	1651	5359	1.995	0.968
1448	965	2.75	1219	711	2108	4216	1.856	0.761	1930	6147	2.424	1.110
1626	1092	3.51	1346	813	2362	4724	2.453	0.976	2159	6883	3.194	1.421
1803	1194	3.51	1473	813	2692	5385	3.274	1.112	2388	7772	4.217	1.606