


STATE OF NORTH CAROLINA
DEPARTMENT OF TRANSPORTATION



DIVISION FOUR
PURCHASE ORDER
CONTRACT PROPOSAL

DATE AND TIME OF BID OPENING **FEBRUARY 25, 2010 at 2:00 PM**

WBS **4CR.20961.15**

FED. AID NO. **STATE FUNDED**

COUNTY **WAYNE**

T.I.P. NO. **N/A**

MILES **3.78**

LOCATION **4 SECTIONS OF SECONDARY ROADS**

TYPE OF WORK **RESURFACING**

NOTICE:

ALL BIDDERS SHALL COMPLY WITH ALL APPLICABLE LAWS REGULATING THE PRACTICE OF GENERAL CONTRACTING AS CONTAINED IN CHAPTER 87 OF THE GENERAL STATUTES OF NORTH CAROLINA WHICH REQUIRES THE BIDDER TO BE LICENSED BY THE N.C. LICENSING BOARD FOR CONTRACTORS WHEN BIDDING ON ANY NON-FEDERAL AID PROJECT WHERE THE BID IS \$30,000 OR MORE, EXCEPT FOR CERTAIN SPECIALTY WORK AS DETERMINED BY THE LICENSING BOARD. BIDDERS SHALL ALSO COMPLY WITH ALL OTHER APPLICABLE LAWS REGULATING THE PRACTICES OF ELECTRICAL, PLUMBING, HEATING AND AIR CONDITIONING AND REFRIGERATION CONTRACTING AS CONTAINED IN CHAPTER 87 OF THE GENERAL STATUTES OF NORTH CAROLINA. NOT WITHSTANDING THESE LIMITATIONS ON BIDDING, THE BIDDER WHO IS AWARDED ANY PROJECT SHALL COMPLY WITH CHAPTER 87 OF THE GENERAL STATUTES OF NORTH CAROLINA FOR LICENSING REQUIREMENTS WITHIN 60 CALENDAR DAYS OF BID OPENING, REGARDLESS OF FUNDING SOURCES

NAME OF BIDDER

ADDRESS OF BIDDER

This page left intentionally blank.

**PROPOSAL FOR THE CONSTRUCTION OF
PROJECT 4CR.20961.15
IN WAYNE COUNTY NORTH CAROLINA
FEBRUARY 25, 2010
DEPARTMENT OF TRANSPORTATION,
WILSON, NORTH CAROLINA**

The Bidder has carefully examined the location of the proposed work to be known as project 4CR.20961.15 has carefully examined the plans and specifications, which are acknowledged to be part of the proposal, the special provisions, the proposal, the form of contract, and the forms of contract payment bond and contract performance bond; and thoroughly understands the stipulations, requirements and provisions. The undersigned Bidder agrees to bound upon his execution of the bid and subsequent award to him by the Division Four Engineer in accordance with this proposal to provide the necessary contract payment bond and contract performance bond within fourteen days after the written notice requesting these bonds is received by him. The undersigned Bidder further agrees to provide all necessary machinery, tools, labor, and other means of construction; and to do all the work and to furnish all materials, except as otherwise noted, necessary to perform and complete the said contract in accordance with the 2006 Standard Specifications for Roads and Structures by the dates(s) specified in the Project Special Provisions and in accordance with the requirements of the Engineer, and at the unit or lump sum prices, as the case may be, for the various items given on the sheets contained herein.

The Bidder shall provide and furnish all the materials, machinery, implements, appliances and tools, and perform the work and required labor to construct and complete project 4CR.20961.15 in Wayne County, for the unit or lump sum prices, as the case may be, bid by the Bidder in his bid and according to the proposal, plans, and specifications prepared by said Department, which proposal, plans, and specifications show the details covering this project, and hereby become a part of this contract.

This page left intentionally blank.

The published volume entitled "North Carolina Department of Transportation, Raleigh, Standard Specifications for Roads and Structures, July 2006 with all amendments and supplements thereto, is by reference incorporated into and made a part of this contract; that, except as herein modified, all the construction and work included in this contract is to be done in accordance with the specifications contained in said volume, and amendments and supplements thereto, under the direction of the Engineer.

If the proposal is accepted and the award is made, the contract is valid only when signed either by the Division Engineer or such other person as may be designated by the Secretary to sign for the Department of Transportation. The conditions and provisions herein cannot be changed except over the signature of the said Division Engineer.

The quantities shown I the itemized proposal for the project are considered to be approximate only and are given as the basis for comparison of bids. The Department of Transportation may increase or decrease the quantity of any item or portion of the work as may be deemed necessary or expedient.

An increase or decrease in the quantity of any item will not be regarded as sufficient ground for an increase or decrease in the unit prices, nor in the time allowed for the completion of the work, except as provided for the contract.

This page left intentionally blank.

TABLE OF CONTENTS

Cover Sheet

Proposal Sheets

Project Special Provisions

CONTRACT TIME AND LIQUIDATED DAMAGES:.....	9
RAILROAD GRADE CROSSING:	9
POSTED WEIGHT LIMITS:.....	9
FUEL PRICE ADJUSTMENT:.....	9
MINORITY BUSINESS ENTERPRISE & WOMEN BUSINESS ENTERPRISE: .	10
LIABILITY INSURANCE:	20
CONTRACTOR CLAIM SUBMITTAL FORM:	21
OUTSOURCING OUTSIDE THE USA:.....	21
GIFTS FROM VENDORS AND CONTRACTORS:.....	22
ACT OF GOD	22
ROADWAY	23
TRAFFIC CONTROL.....	40
DEBARMENT CERTIFICATION OF BIDDERS.....	13
DEBARMENT CERTIFICATION	14

Standard Special Provisions

AVAILABILITY OF FUNDS – TERMINATION OF CONTRACTS.....	47
ERRATA.....	48
PLANT AND PEST QUARANTINES	52
MINIMUM WAGES	53
DEBARMENT CERTIFICATION OF BIDDERS.....	13
DEBARMENT CERTIFICATION	14

Instruction To Bidders

Proposal Item Sheet and Signature Sheet

Listing Of MBE & WBE Subcontractors

Non-Collusion Affidavit

Summary of Quantities

Vicinity Maps

Typical Sections

This page left intentionally blank.

Project Special Provisions

CONTRACT TIME AND LIQUIDATED DAMAGES:

(7-1-95)(Rev. 12-18-07)

RG 10

The date of availability for this contract is **March 16, 2010**.

The completion date for this contract is **August 27, 2010**.

Except where otherwise provided by the contract, observation periods required by the contract will not be a part of the work to be completed by the completion date and/or intermediate contract times stated in the contract. The acceptable completion of the observation periods that extend beyond the final completion date shall be a part of the work covered by the performance and payment bonds.

The liquidated damages for this contract are **Five Hundred Dollars (\$500.00)** per calendar day.

RAILROAD GRADE CROSSING:

(7-1-95)

RG 17

The Contractor's attention is directed that should the use of slow moving or stopped equipment be required at railroad grade crossings, notify the railroad's local representative of their anticipated time of work at the grade crossing at least 48 hours prior to performing work in that grade crossing location.

POSTED WEIGHT LIMITS:

(7-1-95)

RG 24

The Contractor's attention is directed to the fact that many Primary and Secondary Roads and bridges are posted with weight limits less than the legal limit. Do not exceed the posted weight limits in transporting materials and/or equipment to the projects, unless otherwise indicated below. Make a thorough examination of all projects and haul routes and be prepared to discuss them at the Preconstruction Conference.

FUEL PRICE ADJUSTMENT:

(11-15-05) (Rev 1-20-09)

RG43

Revise the *2006 Standard Specifications* as follows:

Page 1-93 Subarticle 109-8, add the following:

The base index price for **DIESEL #2 FUEL** is \$ [number] per gallon.

Where any of the following are included as pay items in the contract, they will be eligible for fuel price adjustment.

The pay items and the fuel factor used in calculating adjustments to be made will be as follows:

Description	Units	Fuel Usage Factor Diesel
Unclassified Excavation	Gal/CY	0.29
Borrow Excavation	Gal/CY	0.29
Aggregate Base Course	Gal/Ton	0.55
Asphalt Concrete Base Course, Type ____	Gal/Ton	2.90
Asphalt Concrete Intermediate Course, Type ____	Gal/Ton	2.90
Asphalt Concrete Surface Course, Type ____	Gal/Ton	2.90
Open-Graded Asphalt Friction Course	Gal/Ton	2.90
Sand Asphalt Surface Course, Type ____	Gal/Ton	2.90
Aggregate for Cement Treated Base Course	Gal/Ton	0.55
Portland Cement for Cement Treated Base Course	Gal/Ton	0.55
____ In. Portland Cement Concrete Pavement	Gal/SY	0.245
Concrete Shoulders Adjacent to ____ In. Pavement	Gal/SY	0.245

MINORITY BUSINESS ENTERPRISE AND WOMEN BUSINESS ENTERPRISE:

(10-16-07) (10-20-09)

SP1G68

Policy

It is the policy of the North Carolina Department of Transportation that Minority Business Enterprises (MBEs) and Women Business Enterprises (WBEs) as defined in *GS 136-28.4* shall have the equal opportunity to compete fairly for and to participate in the performance of contracts financed in whole or in part by State Funds.

Obligation

The Contractor, subcontractor, and sub-recipient shall not discriminate on the basis of race, religion, color, creed, national origin, sex, handicapping condition or age in the performance of this contract. The Contractor shall comply with applicable requirements of *GS 136-28.4* in the award and administration of state funded contracts. Failure by the Contractor to comply with these requirements is a material breach of this contract, which may result in the termination of this contract or such other remedy, as the Department deems necessary.

Definitions

Commitment - The approved MBE/WBE participation submitted by the prime contractor during the bidding process.

Committed MBE/WBE - Any MBE/WBE listed on the MBE/WBE commitment list approved by the Department at the time of bid submission or any MBE/WBE utilized as a replacement for a MBE/WBE firm listed on the commitment list.

Department (DOT)- North Carolina Department of Transportation (See Municipality)

Municipality – The entity letting the contract, when this provision refers to the Department or DOT, it shall mean the municipality, if applicable.

Minority Business Enterprise (MBE) – A firm certified as a Disadvantaged Minority-Owned Business Enterprise through the North Carolina Unified Certification Program.

Women Business Enterprise (WBE) – A firm certified as a Disadvantaged Women-Owned Business Enterprise through the North Carolina Unified Certification Program.

MBE/WBE – This term is used for convenience only. Minority Business Enterprise and Women Business Enterprise are not interchangeable terms and the goals for either or both are not interchangeable.

Goal - The MBE/WBE participation specified herein

Letter of Intent – Written documentation of the bidder/offeror’s commitment to use a MBE/WBE subcontractor and confirmation from the MBE/WBE that it is participating in the contract.

Manufacturer - A firm that operates or maintains a factory or establishment that produces on the premises the materials or supplies obtained by the Contractor.

Regular Dealer - A firm that owns, operates, or maintains a store, warehouse, or other establishment in which the materials or supplies required for the performance of the contract are bought, kept in stock, and regularly sold to the public in the usual course of business. A regular dealer engages in, as its principal business and in its own name, the purchase and sale or lease of the products in question. A regular dealer in such bulk items as steel, cement, gravel, stone, and petroleum products need not keep such products in stock, if it owns or operates distribution equipment. Brokers and packagers are not regarded as manufacturers or regular dealers within the meaning of this section.

Form RS-1-D - Form for subcontracts involving MBE/WBE subcontractors attesting to the agreed upon unit prices and extensions for the affected contract items.

North Carolina Unified Certification Program - A program that provides comprehensive information to applicants for certification, such that an applicant is required to apply only once for a MBE/WBE certification that will be honored by all recipients of USDOT funds in the state and not limited to the Department of Transportation only. The Certification Program is in accordance with *49 CFR Part 26*.

Standard Specifications – The general term comprising all directions, provisions, and requirements contained or referred to in the *North Carolina Department of Transportation Standard Specifications for Roads and Structures* and any subsequent revisions or additions to such book that are issued under the title *Supplemental Specifications*.

Contract Goal

The following goals for participation by Minority Business Enterprises and Women Business Enterprises are established for this contract.

(A) Minority Business Enterprises **2 %**

- (1) *If the goal is more than zero*, the Contractor shall exercise all necessary and reasonable steps to ensure that Minority Business Enterprises participate in at least the percent of the contract as set forth above as the goal.
- (2) *If the goal is zero*, the Contractor shall continue to recruit the MBEs and report the use of MBEs during the construction of the project. A good faith effort will not be required with a zero goal.

(B) Women Business Enterprises 3 %

- (1) *If the goal is more than zero*, the Contractor shall exercise all necessary and reasonable steps to ensure that Women Business Enterprises participate in at least the percent of the contract as set forth above as the goal.
- (2) *If the goal is zero*, the Contractor shall continue to recruit the WBEs and report the use of WBEs during the construction of the project. A good faith effort will not be required with a zero goal.

Contract Requirement

The approved MBE/WBE participation submitted by the Contractor shall be the **Contract Requirement**.

Certified Transportation Firms Directory

Real-time information about firms doing business with the Department and firms that are certified through North Carolina's Unified Certification Program is available in the Directory of Transportation Firms. The Directory can be accessed by the link on the Department's homepage or by entering <https://apps.dot.state.nc.us/vendor/directory> in the address bar of your web browser. Only firms identified as MBE/WBE certified in the Directory can be utilized to meet the contract goals.

The listing of an individual firm in the Department's directory shall not be construed as an endorsement of the firm's capability to perform certain work.

Listing of MBE/WBE Subcontractors in Contract

Only those MBE/WBE firms with current certification are acceptable for listing in the bidder's submittal of MBE/WBE participation. The Contractor shall indicate the following required information:

- (A) *If the goal is more than zero* bidders, at the time the bid proposal is submitted, shall submit a listing of MBE/WBE participation on the appropriate form (or facsimile thereof) contained elsewhere in the contract documents in order for the bid to be considered responsive. Bidders shall indicate the total dollar value of the MBE/WBE participation for the contract. If the bidder has no MBE/WBE participation, he shall indicate this on the form "Listing of MBE/WBE

Subcontractors” by entering the word or number zero. This form shall be completed in its entirety. **Blank forms will not be deemed to represent zero participation.** Bids submitted that do not have WBE/MBE participation indicated on the appropriate form will not be read publicly during the opening of bids. The Department will not consider these bids for award and the proposal will be returned to the bidder.

- (B) *If the goal is zero*, bidders at the time the bid proposal is submitted, shall enter the word “zero” or number “0” or if there is participation, add the value on the “Listing of MBE/WBE Subcontractors” (or facsimile thereof) contained elsewhere in the contract documents.

Written Documentation – Letter of Intent

The bidder shall submit written documentation of the bidder/offeror’s commitment to use MBE/WBE subcontractors whose participation it submits to meet a contract goal and written confirmation from each MBE/WBE, listed in the proposal, indicating their participation in the contract. This documentation shall be submitted on the Department’s form titled “Letter of Intent to Perform as Subcontractor”. This letter of intent form is available at:

<http://www.ncdot.org/doh/preconstruct/ps/contracts/letterofintent.pdf>. It shall be received in the office of the Division Project Manager no later than 12:00 Noon of the 6th calendar day following opening of bids.

If the bidder fails to submit the letter of intent from each committed MBE/WBE listed in the proposal indicating their participation in the contract, the MBE/WBE participation will not count toward meeting the goal.

Counting MBE/WBE Participation Toward Meeting MBE/WBE Goal of Zero or More

- (A) If a firm is determined to be an eligible MBE/WBE firm, the total dollar value of the participation by the MBE/WBE will be counted toward the contract requirement. The total dollar value of participation by a certified MBE/WBE will be based upon the value of work actually performed by the MBE/WBE and the actual payments to MBE/WBE firms by the Contractor.
- (B) When a MBE/WBE performs as a participant in a joint venture, the Contractor may count toward its MBE/WBE goal a portion of the total value of participation with the MBE/WBE in the joint venture, that portion of the total dollar value being a distinct clearly defined portion of work that the MBE/WBE performs with its forces.
- (C) (1) The Contractor may count toward its MBE/WBE goal only expenditures to MBE/WBEs that perform a commercially useful function in the work of a contract. A MBE/WBE performs a commercially useful function when it is responsible for execution of the work of the contract and is carrying out its responsibilities by actually performing, managing, and supervising the work involved. To perform a commercially useful function, the

MBE/WBE shall also be responsible with respect to materials and supplies used on the contract, for negotiating price, determining quality and quantity, ordering the material and installing (where applicable) and paying for the material itself. To determine whether a MBE/WBE is performing a commercially useful function, the Department will evaluate the amount of work subcontracted, industry practices, whether the amount the firm is to be paid under the contract is commensurate with the work it is actually performing and the MBE/WBE credit claimed for its performance of the work, and other relevant factors.

- (2) A MBE/WBE may enter into subcontracts. Work that a MBE/WBE subcontracts to another MBE/WBE firm may be counted toward the contract goal. Work that a MBE/WBE subcontracts to a non-MBE/WBE firm does not count toward the contract goal. If a MBE/WBE contractor or subcontractor subcontracts a significantly greater portion of the work of the contract than would be expected on the basis of standard industry practices, the MBE/WBE shall be presumed not to be performing a commercially useful function. The MBE/WBE may present evidence to rebut this presumption to the Department for commercially useful functions. The Department's decision on the rebuttal of this presumption will be final.
- (3) The following factors will be used to determine if a MBE/WBE trucking firm is performing a commercially useful function.
 - (a) The MBE/WBE shall be responsible for the management and supervision of the entire trucking operation for which it is responsible on a particular contract, and there shall not be a contrived arrangement for the purpose of meeting MBE/WBE goals.
 - (b) The MBE/WBE shall itself own and operate at least one fully licensed, insured, and operational truck used on the contract.
 - (c) The MBE/WBE receives credit for the total value of the transportation services it provides on the contract using trucks it owns, insures, and operates using drivers it employs.
 - (d) The MBE/WBE may lease trucks from another MBE/WBE firm, including an owner-operator who is certified as a MBE/WBE. The MBE/WBE who leases trucks from another MBE/WBE receives credit for the total value of the transportation services the lessee MBE/WBE provides on the contract.
 - (e) The MBE/WBE may also lease trucks from a non-MBE/WBE firm, including from an owner-operator. The MBE/WBE who leases trucks from a non-MBE/WBE is entitled to credit for the total value of transportation services provided by non-MBE/WBE lessees not to exceed the value of transportation services provided

by MBE/WBE-owned trucks on the contract. Additional participation by non-MBE/WBE lessees receives credit only for the fee or commission it receives as a result of the lease arrangement. The value of services performed under lease agreements between the MBE/WBE and Contractor will not count towards the contract requirement.

- (f) For purposes of this paragraph, a lease shall indicate that the MBE/WBE has exclusive use of and control over the truck. This does not preclude the leased truck from working for others during the term of the lease with the consent of the MBE/WBE, so long as the lease gives the MBE/WBE absolute priority for use of the leased truck. Leased trucks shall display the name and identification number of the MBE/WBE.
- (D) A contractor may count toward its MBE/WBE goals 60 percent of its expenditures for materials and supplies required to complete the contract and obtained from MBE/WBE regular dealer and 100 percent of such expenditures to a MBE/WBE manufacturer.
- (E) A contractor may count toward its MBE/WBE goals the following expenditures to MBE/WBE firms that are not manufacturers or regular dealers:
 - (1) The fees or commissions charged by a MBE/WBE firm for providing a bona fide service, such as professional, technical, consultant, or managerial services, or for providing bonds or insurance specifically required for the performance of a DOT-assisted contract, provided the fees or commissions are determined to be reasonable and not excessive as compared with fees and commissions customarily allowed for similar services.
 - (2) The fees or commissions charged for assistance in the procurement of the materials and supplies, or for transportation charges for the delivery of materials or supplies required on a job site (but not the cost of the materials and supplies themselves), provided the fees are not from a manufacturer or regular dealer and provided the fees are determined to be reasonable and not excessive as compared with fees customarily allowed for similar services.

Good Faith Effort for Projects with Goals more than Zero

If the MBE/WBE participation submitted in the bid by the apparent lowest responsive bidder does not meet or exceed the MBE/WBE contract goals, the apparent lowest responsive bidder shall submit to the Division Project Manager documentation of its good faith efforts made to reach each contract goal. One complete set and 9 copies of this information shall be received in the office of the Division Project Manager no later than 12:00 Noon of the 6th calendar day following opening of bids. Where the information submitted includes repetitious solicitation letters it will be acceptable to

submit a representative letter along with a distribution list of the firms that were solicited. Documentation of MBE/WBE quotations shall be a part of the good faith effort submittal as necessary to demonstrate compliance with the factors listed below which the Department considers in judging good faith efforts. This documentation may include written subcontractor quotations, telephone log notations of verbal quotations, or other types of quotation documentation.

The following factors will be used to determine if the bidder has made adequate good faith effort:

- (A) Whether the bidder attended any pre-bid meetings that were scheduled by the Department to inform MBE/WBEs of subcontracting opportunities.
- (B) Whether the bidder provided solicitations through all reasonable and available means (e.g. advertising in newspapers owned and targeted to the MBE/WBEs at least 10 calendar days prior to bid opening). Whether the bidder provided written notice to all MBE/WBEs listed in the NCDOT Directory of Transportation Firms, within the Divisions and surrounding Divisions where the project is located, that specialize in the areas of work (as noted in the MBE/WBE Directory) that the bidder will be subletting.
- (C) Whether the bidder followed up initial solicitations of interests by contacting MBE/WBEs to determine with certainty whether they were interested. If a reasonable amount of MBE/WBEs within the targeted Divisions do not provide an intent to quote or no MBE/WBEs specialize in the subcontracted areas, the bidder shall notify MBE/WBEs outside of the targeted Divisions that specialize in the subcontracted areas, and call the Director of Business and Opportunity Workforce Development to give notification of the bidder's inability to get MBE/WBE quotes.
- (D) Whether the bidder selected portions of the work to be performed by MBE/WBEs in order to increase the likelihood of meeting the contract goals. This includes, where appropriate, breaking out contract work items into economically feasible units to facilitate MBE/WBE participation, even when the bidder might otherwise perform these work items with its own forces.
- (E) Whether the bidder provided interested MBE/WBEs with adequate and timely information about the plans, specifications and requirements of the contract.
- (F) Whether the bidder negotiated in good faith with interested MBE/WBEs without rejecting them as unqualified without sound reasons based on a thorough investigation of their capabilities. Any rejection should be noted in writing with a description as to why an agreement could not be reached.
- (G) Whether quotations were received from interested MBE/WBE firms but rejected as unacceptable without sound reasons why the quotations were considered unacceptable.

- (H) Whether the bidder specifically negotiated with subcontractors to assume part of the responsibility to meet the contract MBE/WBE goals when the work to be sublet includes potential for MBE/WBE participation.
- (I) Whether the bidder made any efforts and/or offered assistance to interested MBE/WBEs in obtaining the necessary equipment, supplies, materials, insurance, and/or bonding to satisfy the work requirements in the bid proposal.
- (J) Any other evidence that the bidder submits which show that the bidder has made reasonable good faith efforts to meet the contract goal.

If a bidder is the apparent lowest responsive bidder on more than one project within the same letting located in the same geographic area of the state, as a part of the good faith effort the Department will consider allowing the bidder to combine the MBE participation as long as the MBE overall goal value of the combined projects is achieved.

If a bidder is the apparent lowest responsive bidder on more than one project within the same letting located in the same geographic area of the state, as a part of the good faith effort the Department will consider allowing the bidder to combine the WBE participation as long as the WBE overall goal value of the combined projects is achieved.

If the Department does not award the contract to the apparent lowest responsive bidder, the Department reserves the right to award the contract to the next lowest responsive bidder that can satisfy the Department that the contract goal can be met or that adequate good faith efforts have been made to meet the goal.

MBE/WBE Replacement

The Contractor shall not terminate a committed MBE/WBE subcontractor for convenience or perform the work with its own forces or those of an affiliate. If the Contractor fails to demonstrate reasonable efforts to replace a committed MBE/WBE firm that does not perform as intended with another committed MBE/WBE firm or completes the work with its own forces without the Engineer's approval, the Contractor may be disqualified from further bidding for a period of up to 6 months.

The Contractor shall comply with the following for replacement of committed MBE/WBE.

(A) Performance Related Replacement

When a MBE/WBE is terminated or fails to complete its work on the contract for any reason, the Contractor shall take all necessary, reasonable steps to replace the MBE/WBE subcontractor with another MBE/WBE subcontractor to perform at least the same amount of work as the MBE/WBE that was terminated. The Contractor is encouraged to first attempt to find another MBE/WBE firm to do the same work as the MBE/WBE that was being terminated.

To demonstrate necessary, reasonable good faith efforts, the Contractor shall document the steps they have taken to replace any MBE/WBE subcontractor who

is unable to perform successfully with another MBE/WBE subcontractor. Such documentation shall include but not be limited to the following:

- (1) Copies of written notification to MBE/WBEs that their interest is solicited in subcontracting the work defaulted by the previous MBE/WBE subcontractor or in subcontracting other items of work in the contract.
- (2) Efforts to negotiate with MBE/WBEs for specific subbids including, at a minimum:
 - (a) The names, addresses, and telephone numbers of MBE/WBEs who were contacted.
 - (b) A description of the information provided to MBE/WBEs regarding the plans and specifications for portions of the work to be performed.
- (3) For each MBE/WBE contacted but rejected as unqualified, the reasons for the Contractor's conclusion.
- (4) Efforts made to assist the MBE/WBEs contacted, if needed, in obtaining bonding or insurance required by the Contractor.

(B) Decertification Replacement

- (1) When a committed MBE/WBE is decertified by the Department after a Request for Subcontract has been received by the Department, the Department will not require the Prime Contractor to solicit replacement MBE/WBE participation equal to the remaining work to be performed by the decertified firm. The participation equal to the remaining work performed by the decertified firm will count toward the contract requirement.
- (2) When a committed MBE/WBE is decertified prior to the Department receiving a Request for Subcontract for the named MBE/WBE firm, the Prime Contractor shall take all necessary and reasonable steps to replace the MBE/WBE subcontractor with another MBE/WBE subcontractor to perform at least the same amount of work to meet the contract goal or demonstrate that it has made a good faith effort to do so.

Changes in the Work

When the Engineer makes changes that result in the reduction or elimination of work to be performed by a committed MBE/WBE, the Contractor will not be required to seek additional participation. When the Engineer makes changes that result in additional work to be performed by a MBE/WBE based upon the Contractor's commitment, the MBE/WBE shall participate in additional work to the same extent as the MBE/WBE participated in the original contract work.

When the Engineer makes changes that result in extra work, which has more than a minimal impact on the contract amount, the Contractor shall seek additional participation by MBE/WBEs unless otherwise approved by the Engineer.

When the Engineer makes changes that result in an alteration of plans or details of construction and a portion or all of work had been expected to be performed by a committed MBE/WBE, the Contractor shall seek participation by MBE/WBEs unless otherwise approved by the Engineer.

When the Contractor requests changes in the work that result in the reduction or elimination of work that the Contractor committed to be performed by a MBE/WBE, the Contractor shall seek additional participation by MBE/WBEs equal to the reduced MBE/WBE participation caused by the changes.

Reports

All requests for subcontracts involving MBE/WBE subcontractors shall be accompanied by a certification executed by both the Prime Contractor and the MBE/WBE subcontractor attesting to the agreed upon unit prices and extensions for the affected contract items. This information shall be submitted on the Department Form RS-1-D, located at:

<http://www.ncdot.org/doh/forms/files/FORMRS-1-D.doc> unless otherwise approved by the Engineer. The Department reserves the right to require copies of actual subcontract agreements involving MBE/WBE subcontractors.

Within 30 calendar days of entering an agreement with a MBE/WBE for materials, supplies or services, not otherwise documented by a Request for Subcontract as specified above, the Contractor shall furnish the Engineer a copy of the agreement. The documentation should also indicate the percentage (60% or 100%) of expenditures claimed for MBE/WBE credit.

All certifications will be considered a part of the project records, and consequently will be subject to penalties under State Law associated with falsifications of records related to projects.

Commitment

MBE/WBE firms submitted with the Letter of Intent to participate in the work shall be used unless otherwise approved by the Department. Provisions for replacement of MBE/WBE firms are included in this provision.

Reporting MBE/WBE Participation

- (A) The Contractor shall provide the Engineer with an accounting of payments made to MBE/WBE firms, including material suppliers, contractors at all levels (prime, subcontractor, or second tier subcontractor). This accounting shall be furnished to the Engineer for any given month by the end of the following month. Failure to submit this information accordingly may result in the following action:

- (1) Withholding of money due in the next partial pay estimate; or
 - (2) Removal of an approved contractor from the prequalified bidders list or the removal of other entities from the approved subcontractors list.
- (B) The Contractor shall report the accounting of payments on the Department's MBE/WBE Subcontractor Payment Information Form DBE-IS, which is available at <http://www.ncdot.org/doh/forms/files/DBE-IS.xls>. This shall be reported to the Division Project Manager.
- (C) Contractors reporting transportation services provided by non-MBE/WBE lessees shall evaluate the value of services provided during the month of the reporting period only.

Prior to payment of the final estimate, the Contractor shall furnish an accounting of total payment to each MBE/WBE. A responsible fiscal officer of the payee contractor, subcontractor, or second tier subcontractor who can attest to the date and amounts of the payments shall certify that the accounting is correct.

While each contractor (prime, subcontractor, 2nd tier subcontractor) is responsible for accurate accounting of payments to MBE/WBEs, it shall be the prime contractor's responsibility to report all monthly and final payment information in the correct reporting manner.

Because NCDOT funding is being used to fund this project, failure on the part of the Contractor to submit the required information in the time frame specified may result in the disqualification of that contractor and any affiliate companies from further bidding on any NCDOT funded projects until the required information is submitted.

Because NCDOT funding is being used to fund this project, failure on the part of any subcontractor to submit the required information in the time frame specified may result in the disqualification of that contractor and any affiliate companies from further working on any State or Federally funded projects until the required information is submitted.

Failure to Meet Contract Requirements

Failure to meet contract requirements in accordance with Article 102-16(J) of the *Standard Specifications* may be cause to disqualify the Contractor.

LIABILITY INSURANCE:

(11-18-08)

RG 80

Page 1-68, Article 107-16 is amended to include the following as the first, second, third and fourth paragraphs:

The Contractor shall be liable for any losses resulting from a breach of the terms of this contract. The Contractor shall be liable for any losses due to the negligence or willful misconduct of its agents, assigns and employees including any sub-contractors which causes damage to others for which the Department is found liable under the Torts Claims

Act, or in the General Courts of Justice, provided the Department provides prompt notice to the Contractor and that the Contractor has an opportunity to defend against such claims. The Contractor shall not be responsible for punitive damages.

The Contractor shall at its sole cost and expense obtain and furnish to the Department an original standard ACORD form certificate of insurance evidencing commercial general liability with a limit for bodily injury and property damage in the amount of \$5,000,000.00 per occurrence and general aggregate, covering the Contractor from claims or damages for bodily injury, personal injury, or for property damages which may arise from operating under the contract by the employees and agents of the Contractor. The required limit of insurance may be obtained by a single general liability policy or the combination of a general liability and excess liability or umbrella policy. The State of North Carolina shall be named as an additional insured on this commercial general liability policy. The policy may contain the following language as relates to the State as an additional insured: "This insurance with respect to the additional insured applies only to the extent that the additional insured is held liable for your or your agent's acts or omissions arising out of and in the course of operations performed for the additional insured."

The Contractor shall maintain all legally required insurance coverage, including without limitation, worker's compensation and vehicle liability, in the amounts required by law. Providing and maintaining adequate insurance coverage is a material obligation of the contractor and is of the essence of this contract. All such insurance shall meet all laws of the State of North Carolina. Such insurance coverage shall be obtained from companies that are authorized to provide such coverage and that are authorized by the Commissioner of Insurance to do business in North Carolina. The Contractor shall at all times comply with the terms of such insurance policies.

Upon execution of the contract, provide evidence of the above insurance requirements to the Engineer.

CONTRACTOR CLAIM SUBMITTAL FORM:

(9-16-08)

RG 140

If the Contractor elects to file a written claim or requests an extension of contract time, it shall be submitted on the *Contractor Claim Submittal Form (CCSF)* available through the Construction Unit or http://ncdot.org/doh/operations/dp_chief_eng/constructionunit/formsmanuals/.

OUTSOURCING OUTSIDE THE USA:

(9-21-04)

RG 150

All work on consultant contracts, services contracts, and construction contracts shall be performed in the United States of America. No work shall be outsourced outside of the United States of America.

Outsourcing for the purpose of this provision is defined as the practice of subcontracting labor, work, services, staffing, or personnel to entities located outside of the United States.

The North Carolina Secretary of Transportation shall approve exceptions to this provision in writing.

GIFTS FROM VENDORS AND CONTRACTORS:

(12-15-09)

SPI G152

By Executive Order 24, issued by Governor Perdue, and *N.C. G.S. § 133-32*, it is unlawful for any vendor or contractor (i.e. architect, bidder, contractor, construction manager, design professional, engineer, landlord, offeror, seller, subcontractor, supplier, or vendor), to make gifts or to give favors to any State employee of the Governor's Cabinet Agencies (i.e. Administration, Commerce, Correction, Crime Control and Public Safety, Cultural Resources, Environment and Natural Resources, Health and Human Services, Juvenile Justice and Delinquency Prevention, Revenue, Transportation, and the Office of the Governor). This prohibition covers those vendors and contractors who:

- (1) have a contract with a governmental agency; or
- (2) have performed under such a contract within the past year; or
- (3) anticipate bidding on such a contract in the future.

For additional information regarding the specific requirements and exemptions, vendors and contractors are encouraged to review Executive Order 24 and *G.S. § 133-32*.

Executive Order 24 also encouraged and invited other State Agencies to implement the requirements and prohibitions of the Executive Order to their agencies. Vendors and contractors should contact other State Agencies to determine if those agencies have adopted Executive Order 24.

ACT OF GOD

(12-19-06)

RG 151

Revise the *2006 Standard Specifications* as follows:

Page 1-69, 107-18 Contractor's Responsibility for Work, in the first paragraph, last sentence, replace the word *legally* with the word ***contractually***.

PROJECT SPECIAL PROVISIONS

ROADWAY

FINAL ACCEPTANCE AND FOURTEEN DAY OBSERVATION PERIOD:

(7-1-95)

R1 R13

Upon completion of construction as shown on each map, a 14 day observation period is required before acceptance. During the 14-day period, warrant the resurfaced area against failure.

No payment will be made for replacing failed pavement, as the cost of it will be considered incidental to the work initially paid for under the various items in the contract.

Completion and final acceptance of the project is contingent upon successful completion of the Observation Period. The observation period will be considered a part of the work required to be completed by the final completion date specified herein.

CONSTRUCTION SEQUENCE:

(7-1-95)

R1 R34

Pave each section of roadway begun in a continuous operation. Do not begin work on another section of roadway unless satisfactory progress is being made toward completion of intersections and all other required incidental work by satisfactorily furnishing additional paving equipment and personnel, except for milling and patching operations.

ASPHALT PAVEMENTS - SUPERPAVE:

(7-18-06)(Rev 10-20-09)

RR6R01

Revise the *2006 Standard Specifications* as follows:

Page 6-2, Article 600-9 Measurement and Payment, delete the second paragraph.

Page 6-12, Subarticle 609-5(C)2, Required Sampling and Testing Frequencies, first partial paragraph at the top of the page, delete last sentence and add the following:

If the Engineer allows the mix to remain in place, payment will be made in accordance with Article 105-3.

Page 6-12, Subarticle 609-5(C)2, QUALITY CONTROL MINIMUM SAMPLING AND TESTING SCHEDULE

First paragraph, delete and replace with the following.

Sample and test the completed mixture from each mix design per plant per year at the following minimum frequency during mix production:

Second paragraph, delete the fourth sentence, and replace with the following

When daily production of each mix design exceeds 100 tons and a regularly scheduled full test series random sample location for that mix design does not

occur during that day's production, perform at least one partial test series consisting of Items A and B in the schedule below.

Page 6-12, Subarticle 609-5(C)2(c) Maximum Specific Gravity, add after (AASHTO T 209):

or ASTM D 2041

Page 6-13, last line and on page and Page 6-14, Subarticle 609-5(C)(2)(e) Tensile Strength Ratio (TSR), add a heading before the first paragraph as follows:

- (i) Option 1

Insert the following immediately after the first paragraph:

- (ii) Option 2

Mix sampled from truck at plant with one set of specimens prepared by the Contractor and then tested jointly by QA and QC at a mutually agreed upon lab site within the first 7 calendar days after beginning production of each new mix design.

Second paragraph, delete and replace with the following:

Test all TSR specimens required by either option noted above on either a recording test press or a test press that maintains the peak load reading after the specimen has broken.

Subarticle 609-5(C)(3) Control Charts, delete the second sentence of the first paragraph and replace with the following:

For mix incorporated into the project, record full test series data from all regularly scheduled random samples or directed samples that replace regularly scheduled random samples, on control charts the same day the test results are obtained.

Page 6-15, Subarticle 609-5(C)(3) Control Charts, first paragraph on this page, delete the last sentence and substitute the following:

Denote the moving average control limits with a dash green line and the individual test limits with a dash red line.

Subarticle 609-5(C)(3)(a), (b) and (c), replace (a) (b) and (c) with the following:

- (a) A change in the binder percentage, aggregate blend, or G_{mm} is made on the JMF, or,

- (b) When the Contractor elects to stop or is required to stop production after one or two moving average values, respectively, fall outside the moving average limits as outlined in subarticle 609-5(C)6 or,
- (c) If failure to stop production after two consecutive moving averages exceed the moving average limits occurs, but production does stop at a subsequent time, re-establish a new moving average beginning at the actual production stop point.

Subarticle 609-5(C)(4) Control Limits, replace the first paragraph and the CONTROL LIMITS Table on page 6-16 with the following.

The following are established as control limits for mix production. Apply the individual limits to the individual test results. Control limits for the moving average limits are based on a moving average of the last 4 data points. Apply all control limits to the applicable target source.

CONTROL LIMITS

Mix Control Criteria	Target Source	Moving Average Limit	Individual Limit
2.36 mm Sieve	JMF	±4.0 %	±8.0 %
0.075mm Sieve	JMF	±1.5 %	±2.5 %
Binder Content	JMF	±0.3 %	±0.7 %
VTM @ N _{des}	JMF	±1.0 %	±2.0 %
VMA @ N _{des}	Min. Spec. Limit	Min Spec. Limit	-1.0%
P _{0.075} / P _{be} Ratio	1.0	±0.4	±0.8
%G _{mm} @ N _{ini}	Max. Spec. Limit	N/A	+2.0%
TSR	Min. Spec. Limit	N/A	- 15%

Page 6-16, Subarticle 609-5(C)(5) Warning Bands, delete this subarticle in its entirety.

Pages 6-16 through 6-19, Subarticle 609-5(C)(6), delete the word "warning" and substitute the words "moving average".

Page 6-16, Subarticle 609-5(C)(6) Corrective Actions, first paragraph, first sentence, delete and replace with the following:

Immediately notify the Engineer when moving averages exceed the moving average limits.

Page 6-17, third full paragraph, delete and replace with the following:

Failure to stop production when required due to an individual mix test not meeting the specified requirements will subject all mix from the stop point tonnage to the point when the next individual test is back on or within the moving average limits, or to the tonnage point when production is actually stopped, whichever occurs first, to being considered unacceptable.

Sixth full paragraph, delete the first, second, and third sentence and replace with the following:

Immediately notify the Engineer when any moving average value exceeds the moving average limit. If two consecutive moving average values for any one of the mix control criteria fall outside the moving average limits, cease production of that mix, immediately notify the Engineer of the stoppage, and make adjustments. The Contractor may elect to stop production after only one moving average value falls outside the moving average limits.

Page 6-18, Subarticle 609-5(C)(6) Corrective Actions second full paragraph, delete and replace with the following:

If the process adjustment improves the property in question such that the moving average after four additional tests is on or within the moving average limits, the Contractor may continue production with no reduction in payment

Page 6-18, delete the third and fourth full paragraphs, including the Table for Payment for Mix Produced in the Warning Bands and substitute the following:

If the adjustment does not improve the property in question such that the moving average after four additional individual tests is outside the moving average limits, the mix will be evaluated for acceptance in accordance with Article 105-3. Reduced payment for or removal of the mix in question will be applied starting from the plant sample tonnage at the stop point to the sample tonnage when the moving average is on or within the moving average limits. In addition, any mix that is obviously unacceptable will be rejected for use in the work.

Page 6-19, First paragraph, delete and replace with the following:

Failure to stop production and make adjustments when required due to two consecutive moving average values falling outside the moving average limits will subject all mix produced from the stop point tonnage to the tonnage point when the moving average is back on or within the moving average limits or to the tonnage point when production is actually stopped, whichever occurs first, to being considered unacceptable. Remove this material and replaced with materials that comply with the Specifications at no additional costs to the Department, unless otherwise approved. Payment will be made for the actual quantities of materials required to replace the removed quantities, not to exceed the original amounts.

Page 6-20, Subarticle 609-5(D)(1) General, delete the third full paragraph, and replace with the following:

Perform the sampling and testing at the minimum test frequencies as specified above. Should the density testing frequency fail to meet the minimum frequency as specified above, all mix without the required density test representation will be considered unsatisfactory. If the Engineer allows the mix to remain in place, payment will be made in accordance with Article 105-3.

Page 6-22, Subarticle 609-5(D)(4) Nuclear Gauge Density Procedures, third paragraph, insert the following as the second sentence:

Determine the Daily Standard Count in the presence of the QA Roadway Technician or QA Nuclear Gauge Technician on days when a control strip is being placed.

Page 6-23, Subarticle 609-5(D)(5) Limited Production Procedure, delete the first paragraph including (a), (b), (c) and substitute the following:

Proceed on limited production when, for the same mix type and on the same contract, one of the following conditions occur (except as noted in the first paragraph below).

- (a) Two consecutive failing lots, except on resurfacing*
- (b) Three consecutive failing lots on resurfacing*
- (c) Two consecutive failing nuclear control strips.

* Resurfacing is defined as the first new uniform layer placed on an existing pavement.

Page 6-25, Article 609-6 Quality Assurance, Density Quality Assurance, insert the following items after item (E):

- (F) By retesting Quality Control core samples from control strips (either core or nuclear) at a frequency of 100% of the frequency required of the Contractor;
- (G) By observing the Contractor perform all standard counts of the Quality Control nuclear gauge prior to usage each nuclear density testing day; or
- (H) By any combination of the above

Page 6-28, Subarticle 610-3(A) Mix Design-General, delete the fourth and fifth paragraphs and replace with the following:

Reclaimed Asphalt Pavement (RAP) or Reclaimed Asphalt Shingles (RAS) may be incorporated into asphalt plant mixes in accordance with Article 1012-1 and the following applicable requirements.

Reclaimed asphalt pavement (RAP) may constitute up to 50% of the total material used in recycled mixtures, except for mix Type S 12.5D, Type S 9.5D, and mixtures containing reclaimed asphalt shingle material (RAS). Reclaimed asphalt shingle (RAS) material may constitute up to 6% by weight of total mixture for any mix. When both RAP and RAS are used, do not use a combined percentage of RAS and RAP greater than 20% by weight of total mixture, unless otherwise approved. When the percent of binder contributed from RAS or a combination of RAS and RAP exceeds 20% but not more than 30% of the total binder in the completed mix, the virgin binder PG grade shall be one grade below (both high

and low temperature grade) the binder grade specified in Table 610-2 for the mix type, unless otherwise approved. When the percent of binder contributed from RAS or a combination of RAS and RAP exceeds 30% of the total binder in the completed mix, the Engineer will establish and approve the virgin binder PG grade. Use approved methods to determine if any binder grade adjustments are necessary to achieve the performance grade for the specified mix type.

For Type S 12.5D and Type S 9.5D mixes, the maximum percentage of reclaimed asphalt material is limited to 20% and shall be produced using virgin asphalt binder grade PG 76-22. For all other recycled mix types, the virgin binder PG grade shall be as specified in Table 610-2A for the specified mix type.

When the percentage of RAP is greater than 20% but not more than 30% of the total mixture, use RAP meeting the requirements for processed or fractionated RAP in accordance with the requirements of Section 1012-1.

When the percentage of RAP is greater than 30% of the total mixture, use an approved stockpile of RAP in accordance with Section 1012-1(C). Use approved test methods to determine if any binder grade adjustments are necessary to achieve the performance grade for the specified mix type. The Engineer will establish and approve the virgin asphalt binder grade to be used.

Page 6-34, Subarticle 610-3(C),

Delete Table 610-2 and associated notes. Substitute the following:

**TABLE 610-2
SUPERPAVE MIX DESIGN CRITERIA**

Mix Type	Design ESALs Millions (a)	Binder PG Grade (b)	Compaction Levels No. Gyration @		Max. Rut Depth (mm)	Volumetric Properties (c)			
			N _{ini}	N _{des}		VMA % Min.	VTM %	VFA Min. - Max.	%G _{mm} @ N _{ini}
S-4.75A(e)	< 0.3	64 -22	6	50	-----	20.0	7.0 - 15.0	-----	-----
SF-9.5A	< 0.3	64 -22	6	50	11.5	16.0	3.0 - 5.0	70 - 80	≤ 91.5
S-9.5B	0.3 - 3	64 -22	7	65	9.5	15.5	3.0 - 5.0	65 - 80	≤ 90.5
S-9.5C	3 - 30	70 -22	7	75	6.5	15.5	3.0 - 5.0	65 - 78	≤ 90.5
S-9.5D	> 30	76 -22	8	100	4.5	15.5	3.0 - 5.0	65 - 78	≤ 90.0
S-12.5C	3 - 30	70 -22	7	75	6.5	14.5	3.0 - 5.0	65 - 78	≤ 90.5
S-12.5D	> 30	76 -22	8	100	4.5	14.5	3.0 - 5.0	65 - 78	≤ 90.0
I-19.0B	< 3	64 -22	7	65	-----	13.5	3.0 - 5.0	65 - 78	≤ 90.5
I-19.0C	3 - 30	64 -22	7	75	-----	13.5	3.0 - 5.0	65 - 78	≤ 90.0
I-19.0D	> 30	70 -22	8	100	-----	13.5	3.0 - 5.0	65 - 78	≤ 90.0
B-25.0B	< 3	64 -22	7	65	-----	12.5	3.0 - 5.0	65 - 78	≤ 90.5
B-25.0C	> 3	64 -22	7	75	-----	12.5	3.0 - 5.0	65 - 78	≤ 90.0

All Mix Types	Design Parameter		Design Criteria
	1. Dust to Binder Ratio ($P_{0.075} / P_{be}$) 2. Retained Tensile Strength (TSR) (AASHTO T283 Modified)		

- Notes:
- (a) Based on 20 year design traffic.
 - (b) When Recycled Mixes are used, select the binder grade to be added in accordance with Subarticle 610-3(A).
 - (c) Volumetric Properties based on specimens compacted to N_{des} as modified by the Department.
 - (d) AASHTO T 283 Modified (No Freeze-Thaw cycle required). TSR for Type S 4.75A, Type B 25.0B, and Type B 25.0C mixes is 80% minimum.
 - (e) Mix Design Criteria for Type S 4.75A may be modified subject to the approval of the Engineer.

Page 6-34, Insert the following immediately after Table 610-2:

**TABLE 610-2A
SUPERPAVE MIX DESIGN CRITERIA**

Mix Type	Percentage of RAP in Mix		
	Category 1 % RAP $\leq 20\%$	Category 2 $20.1\% \leq \%RAP \leq 30.0\%$	Category 3 %RAP $> 30.0\%$
All A and B Level Mixes, I19.0C, B25.0C	PG 64 -22	PG 64 -22	TBD
S9.5C, S12.5C, I19.0D	PG 70 -22	PG 64-22	TBD
S 9.5D and S12.5D	PG 76-22	N/A	N/A

- Note:
- (1) Category 1 RAP has been processed to a maximum size of 2 inches.
 - (2) Category 2 RAP has been processed to a maximum size of 1 inch by either crushing and or screening to reduce variability in the gradations.
 - (3) Category 3 RAP has been processed to a maximum size of 1 inch, fractionating the RAP into 2 or more sized stockpiles

Page 6-35, Table 610-3 delete and replace with the following:

**TABLE 610-3
ASPHALT PLACEMENT- MINIMUM TEMPERATURE REQUIREMENTS**

Asphalt Concrete Mix Type	Minimum Air Temperature	Minimum Surface Temperature
ACBC, Type B 25.0B, C, B 37.5C	35°F	35°F
ACIC, Type I 19.0B, C, D	35°F	35°F
ACSC, Type S 4.75A, SF 9.5A, S 9.5B	40°F	50°F*
ACSC, Type S 9.5C, S 12.5C	45°F	50°F
ACSC, Type S 9.5D, S 12.5D	50°F	50°F

* 35°F if surface is soil or aggregate base for secondary road construction.

Page 6-44, Article 610-8 Spreading and Finishing, third full paragraph, replace the first sentence with the following:

Use the 30 foot minimum length mobile grade reference system or the non-contacting laser or sonar type ski *with at least four referencing stations mounted on the paver at a minimum length of 24 feet* to control the longitudinal profile when placing the initial lanes and all adjacent lanes of all layers, including resurfacing and asphalt in-lays, unless otherwise specified or approved.

Page 6-50, Article 610-13 Density Acceptance, delete the second paragraph and replace with the following:

As an exception, when the first layer of mix is a surface course and is being placed directly on an unprimed aggregate or soil base, the layer will be included in the "Other" construction category.

Page 6-50, Article 610-13 Density Acceptance, delete the formula and description in the middle of the page and replace with the following:

where:

PF	=	$100 - 10(D)^{1.465}$
PF	=	Pay Factor (computed to 0.1%)
D	=	the deficiency of the lot average density, not to exceed 2.0%

Page 6-53, Article 620-4 Measurement and Payment:

Sixth paragraph, delete the last sentence.

Seventh paragraph, delete the paragraph and replace with the following:

The adjusted contract unit price will then be applied to the theoretical quantity of asphalt binder authorized for use in the plant mix placed during the partial payment period involved, except that where recycled plant mix is used, the adjusted unit price will be applied only to the theoretical number of tons of additional asphalt binder materials required by the job mix formula.

Page 6-54, Article 620-4 Measurement and Payment, add the following pay item:

Pay Item	Pay Unit
Asphalt Binder for Plant Mix, Grade PG 70-28	Ton

Page 6-69, Table 660-1 Material Application Rates and Temperatures, add the following:

Type of Coat	Grade of Asphalt	Asphalt Rate gal/yd ²	Application Temperature °F	Aggregate Size	Aggregate Rate lb./sq. yd. Total
Sand Seal	CRS-2 or CRS-2P	0.22-0.30	150-175	Blotting Sand	12-15

Page 6-75, Subarticle 660-9(B), add the following as sub-item (5)

(5) Sand Seal

Place the fully required amount of asphalt material in one application and immediately cover with the seal coat aggregate. Uniformly spread the fully required amount of aggregate in one application and correct all non-uniform areas prior to rolling.

Immediately after the aggregate has been uniformly spread, perform rolling.

When directed, broom excess aggregate material from the surface of the seal coat.

When the sand seal is to be constructed for temporary sealing purposes only and will not be used by traffic, other grades of asphalt material meeting the requirements of Articles 1020-6 and 1020-7 may be used in lieu of the grade of asphalt required by Table 660-1 when approved.

Page 6-76, Article 661-1 Description, add the following as the 2nd paragraph:

Provide and conduct the quality control and required testing for acceptance of the UBWC in accordance with "Quality Management System for Asphalt Pavements (OGAFC, PADL, and Ultra-Thin HMA Version)", included in the contract.

Page 6-80, Subarticle 661-3(A) Equipment, add the following as the first paragraph:

Use asphalt mixing plants in accordance with Article 610-5.

Page 10-41, Table 1012-1, delete the last row of entries for OGAFC and add the following:

Mix Type	Coarse Aggregate Angularity ^(b) ASTM D5821	Fine Aggregate Angularity % Minimum AASHTO T304 Method A	Sand Equivalent % Minimum AASHTO T176	Flat & Elongated 5:1 Ratio % Maximum ASTM D4791 Section 8.4
S 9.5 D	100/100	45	50	10
OGAFC	100/100	N/A	N/A	10
UBWC	100/85	40	45	10

Delete Note (c) under the Table 1012-1 and replace with the following:

(c) Does not apply to Mix Types SF 9.5A and S 9.5B.

Page 10-43, Subarticle 1012-1(F): Reclaimed Asphalt Shingle Material (RAS), insert the following immediately following the first paragraph:

(1) Mix Design RAS

Incorporate RAS from stockpiles that have been tested for uniformity of gradation and binder content prior to use in an asphalt mix design.

(2) Mix Production RAS

New Source RAS is defined as acceptable material which was not included in the stockpile when samples were taken for mix design purposes. Process new source RAS so that all materials will pass a 1/2” sieve prior to introduction into the plant mixer unit.

After a stockpile of processed RAS has been sampled and mix designs made from these samples, do not add new source RAS to the original stockpile without prior field testing to insure gradation and binder uniformity. Sample and test new source RAS before blending with the existing stockpile.

Store new source RAS in a separate stockpile until the material can be sampled and tested for comparison with the original recycled mix design data. New source RAS may also be placed against the existing stockpile in a linear manner provided it is sampled for mix design conformity prior to its use in the recycled mix.

RAS contamination including but not limited to excessive dirt, debris, clean stone, concrete will not be allowed.

Field approval of new source RAS will be based on the table below and volumetric mix properties on the mix with the new source RAS included. Provided these tolerances are met, volumetric properties of the new mix will then be performed. If all volumetric mix properties meet the mix design criteria for that mix type, the new source RAS may continue to be used.

If the gradation, binder content, or any of the volumetric mix properties are not within the allowable tolerances of the table below, do not use the new source RAS unless approved by the Engineer. The Contractor may elect to either not use the stockpile, to request an adjustment to the JMF, or to redesign the mix.

NEW SOURCE RAS GRADATION and BINDER TOLERANCES
(Apply Tolerances to Mix Design Data)

0-6% RAS	
P _b %	±1.6%
Sieve Size (mm)	Tolerance
9.5	±1
4.75	±5
2.36	±4
1.18	±4
0.300	±4
0.150	±4
0.075	±2.0

Page 10-43 through 10-45, Subarticle 1012-1(G), delete this in its entirety and replace with the following:

(G) Reclaimed Asphalt Pavement (RAP)

(1) Mix Design RAP

Incorporate RAP from stockpiles or other sources that have been tested for uniformity of gradation and binder content prior to use in an asphalt mix design. Use reclaimed asphalt pavement that meets all requirements specified for *one of* the following *two* classifications.

(a) Millings

Existing reclaimed asphalt pavement (RAP) that is removed from its original location by a milling process as specified in Section 607. Millings should be such that it has a uniform gradation and binder content and all materials will pass a 2" sieve prior to introduction into the plant mixer unit.

(b) Processed RAP

RAP that is processed in some manner (possibly by crushing and/or use of a blending method) to produce a uniform gradation and binder content in the RAP prior to use in a recycled mix. Process RAP so that all materials have a uniform gradation and binder content and will pass a 1" sieve prior to introduction into the plant mixer unit.

(c) Fractionated RAP

Fractionated RAP is defined as having two or more RAP stockpiles, where the RAP is divided into coarse and fine fractions. Grade RAP so that all materials will pass a 1" sieve. The coarse RAP stockpile shall only contain material retained on a 3/8" screen, unless otherwise approved. The fine RAP stockpile shall only contain material passing the 3/8" screen, unless otherwise approved. The Engineer may allow the Contractor to use an alternate to the 3/8" screen to fractionate the RAP. The maximum percentages of fractionated RAP may be comprised of coarse, fine, or the combination of both. Utilize a separate cold feed bin for each stockpile of fractionated RAP used.

(d) Approved Stockpiled RAP

Approved Stockpiled RAP is defined as fractionated RAP which has been isolated and tested for asphalt content,

gradation, and asphalt binder characteristics with the intent to be used in mix designs with greater than 30% RAP materials. Fractionate the RAP in accordance with Section 1012-1(G)(c). Utilize a separate cold feed bin for each approved stockpile of RAP used.

Perform extraction tests at a rate of 1 per 1000 tons of RAP, with a minimum of 5 tests per stockpile to determine the asphalt content and gradation. Separate stockpiles of RAP material by fine and coarse fractions. Erect and maintain a sign satisfactory to the Engineer on each stockpile to identify the material. Assure that no deleterious material is allowed in any stockpile. The Engineer may reject by visual inspection any stockpiles that are not kept clean, separated, and free of foreign materials.

Submit requests for RAP stockpile approval to the Engineer with the following information at the time of the request:

- (1) Approximate tons of materials in stockpile
- (2) Name or Identification number for the stockpile
- (3) Asphalt binder content and gradation test results
- (4) Asphalt characteristics of the Stockpile.

For the Stockpiled RAP to be considered for approval, the gradation and asphalt content shall be uniform. Individual test results, when compared to the target, will be accepted if within the tolerances listed below:

**APPROVED STOCKPILED RAP GRADATION and BINDER
TOLERANCES
(Apply Tolerances to Mix Design Data)**

P _b %	±0.3%
Sieve Size (mm)	Percent Passing
25.0	±5%
19.0	±5%
12.5	±5%
9.5	±5%
4.75	±5%
2.36	±4%
1.18	±4%
0.300	±4%
0.150	±4%
0.075	±1.5%

Note: If more than 20% of the individual sieves are out of the gradation tolerances, or if more than 20% of the asphalt binder content test results fall outside the appropriate tolerances, the

RAP shall not be used in HMA unless the RAP representing the failing tests is removed from the stockpile.

Do not add additional material to any approved RAP stockpile, unless otherwise approved by the Engineer.

Maintain at the plant site a record system for all approved RAP stockpiles. Include at a minimum the following: Stockpile identification and a sketch of all stockpile areas at the plant site; all RAP test results (including asphalt content, gradation, and asphalt binder characteristics).

(2) Mix Production RAP

During mix production, use RAP that meets the criteria for one of the following categories:

(a) Mix Design RAP

RAP contained in the mix design stockpiles as described above may be used in all applicable JMFs. These stockpiles have been pretested; however, they are subject to required QC/QA testing in accordance with Subarticle 609-5(C)(2).

(b) New Source RAP

New Source RAP is defined as any acceptable material that was not included in the stockpile or other source when samples were taken for mix design purposes. Process new source RAP so that all materials have a uniform gradation and binder content and will pass a 2" sieve prior to introduction into the plant mixer unit.

After a stockpile of millings, processed RAP, or fractionated RAP has been sampled and mix designs made from these samples, do not add new source RAP to the original stockpile without prior field testing to insure gradation and binder uniformity. Sample and test new source RAP before blending with the existing stockpile.

Store new source RAP in a separate stockpile until the material can be sampled and tested for comparison with the original recycled mix design data. New source RAP may also be placed against the existing stockpile in a linear manner provided it is sampled for mix design conformity prior to its use in the recycled mix.

Unprocessed RAP is asphalt material that was not milled and/or has not been processed to obtain a uniform gradation

and binder content and is not representative of the RAP used during the applicable mix design. Unprocessed RAP shall not be incorporated into any JMFs prior to processing. Different sources of unprocessed RAP may be stockpiled together provided it is generally free of contamination and will be processed prior to use in a recycled mix. RAP contamination in the form of excessive dirt, debris, clean stone, concrete, etc. will not be allowed. Incidental amounts of dirt, concrete, and clean stone may be acceptable. Unprocessed RAP may be processed and then classified as a new source RAP as described above.

Field approval of new source RAP will be based on Table 1012-2 below and volumetric mix properties on the mix with the new source RAP included. Provided the Table 1012-2 tolerances are met, volumetric properties of the new mix will then be performed. If all volumetric mix properties meet the mix design criteria for that mix type, the new source RAP may continue to be used.

If the gradation, binder content, or any of the volumetric mix properties are not within the allowable tolerances of Table 1012-2, do not use the new source RAP unless approved by the Engineer. The Contractor may elect to either not use the stockpile, to request an adjustment to the JMF, or to redesign the mix.

TABLE 1012-2
NEW SOURCE RAP GRADATION and BINDER TOLERANCES
 (Apply Tolerances to Mix Design Data)

Mix Type	0-20% RAP			20 ⁺ -30 % RAP			30 ⁺ % RAP		
	Base	Inter.	Surf.	Base	Inter.	Surf.	Base	Inter.	Surf.
P _b %	± 0.7%			± 0.4%			± 0.3%		
25.0	±10	-	-	±7	-	-	±5	-	-
19.0	±10	±10	-	±7	±7	-	±5	±5	-
12.5	-	±10	±10	-	±7	±7	-	±5	±5
9.5	-	-	±10	-	-	±7	-	-	±5
4.75	±10	-	±10	±7	-	±7	±5	-	±5
2.36	±8	±8	±8	±5	±5	±5	±4	±4	±4
1.18	±8	±8	±8	±5	±5	±5	±4	±4	±4
0.300	±8	±8	±8	±5	±5	±5	±4	±4	±4
0.150	-	-	±8	-	-	±5	-	-	±4
0.075	±4	±4	±4	±2	±2	±2	±1.5	±1.5	±1.5

ASPHALT BINDER CONTENT OF ASPHALT PLANT MIXES:

(1-1-02)

R6 R15

The approximate asphalt binder content of the asphalt concrete plant mixtures used on this project will be as follows:

Asphalt Concrete Base Course	Type B 25.0	4.3 %
Asphalt Concrete Intermediate Course	Type I 19.0	4.7 %
Asphalt Concrete Surface Course	Type S 4.75A	7.0 %
Asphalt Concrete Surface Course	Type SF 9.5A	6.5 %
Asphalt Concrete Surface Course	Type S 9.5	6.0 %
Asphalt Concrete Surface Course	Type S 12.5	5.5 %

The actual asphalt binder content will be established during construction by the Engineer within the limits established in the *2006 Standard Specifications*.

PRICE ADJUSTMENT - ASPHALT BINDER FOR PLANT MIX:

(11-21-00)

R6 R25

Price adjustments for asphalt binder for plant mix will be made in accordance with Section 620 of the *2006 Standard Specifications*.

The base price index for asphalt binder for plant mix is **\$450.77** per ton.

This base price index represents an average of F.O.B. selling prices of asphalt binder at supplier's terminals on **January 1, 2010**.

RESURFACING EXISTING BRIDGES:

(7-1-95)

R6 R61

The Contractor's attention is directed to the fact that he will be required to resurface the bridges on this project if directed by the Engineer.

Place the surface so as to follow a grade line set by the Engineer with the minimum thickness as shown on the sketch herein or as directed by the Engineer. State Forces will make all necessary repairs to the bridge floors prior to the time that the Contractor places the proposed surfacing. Give the Engineer at least 15 days notice prior to the expected time to begin operations so that State Forces will have sufficient time to complete their work.

At all bridges that are not to be resurfaced, taper out the proposed resurfacing layer adjacent to the bridges to insure a proper tie-in with the bridge surface.

PAVING INTERSECTIONS:

(7-1-95)

R6 R67

Surface all unpaved intersections back from the edge of the pavement on the main line of the project at least 50 feet. The pavement placed in the intersection shall be of the same material and thickness placed on the main line of the project.

Resurface all paved intersections back to the ends of the radii, or as directed by the Engineer.

The base on the unpaved intersections will be placed and prepared for surfacing by State Forces.

Widen the pavement on curves as directed by the Engineer.

ADJUSTMENT OF MANHOLES, METER BOXES, AND VALVE BOXES:

(7-1-95)

R8 R97

The Contractor's attention is directed to Article 858-3 of the *2006 Standard Specifications*. Cast iron or steel fittings will not be permitted for the adjustment of manholes, meter boxes, and valve boxes on this project.

STEEL U-CHANNEL POSTS:

(7-18-06)

R9 R02

Revise the *2006 Standard Specifications* as follows:

Page 9-15 Subarticle 903-3(D) first paragraph, last sentence, delete the last sentence and add the following:

Use posts of sufficient length to permit the appropriate sign mounting height. Spliced posts are not permitted on new construction.

GALVANIZED HIGH STRENGTH BOLTS, NUTS AND WASHERS:

(2-17-09)

RR10R02

Revise the *Standard Specifications* as follows:

Page 10-126, Subarticle 1072-7(F)(3) Change the AASHTO reference to B 695 Class 55

Page 10-247, Table 1092-2, Steel Sign Materials, Change High Strength Bolts, Nuts & Washers ASTM Specifications for Galvanizing to B695 Class 55.

Page 10-259, Subarticle 1094-1(A) Breakaway or Simple Steel Beam Sign Supports, replace the third paragraph with the following:

Fabricate high strength bolts, nuts, and washers required for breakaway supports from steel in accordance with ASTM A325 and galvanize in accordance with AASHTO B 695 Class 55.

Page 10-261, Article 1096-2 Steel Overhead Sign Structures, replace the last sentence with the following:

The galvanizing shall meet the requirement of AASHTO B 695 Class 55 for fasteners and of ASTM A123 for other structural steel.

AGGREGATE PRODUCTION:

(11-20-01) (Rev. 11-21-06)

R10 R05

Provide aggregate from a producer who uses the current Aggregate Quality Control/Quality Assurance Program which is in effect at the time of shipment.

No price adjustment is allowed to contractors or producers who use the program. Participation in the program does not relieve the producer of the responsibility of

complying with all requirements of the *2006 Standard Specifications*. Copies of this procedure are available upon request from the Materials and Test Unit.

GLASS BEADS:

(7-18-06)

R10 R35

Revise the *2006 Standard Specifications* as follows:

Page 10-223, 1087-4(C) Gradation & Roundness

Replace the second sentence of the first paragraph with the following:

All Drop-On and Intermixed Glass Beads shall be tested in accordance with ASTM D1155.

Delete the last paragraph.

CHANGEABLE MESSAGE SIGNS

(11-21-06)

R11 R11

Revise the *2006 Standard Specifications* as follows:

Page 11-9, Article 1120-3, Replace the 3rd sentence with the following:

Sign operator will adjust flash rate so that no more than two messages will be displayed and be legible to a driver when approaching the sign at the posted speed.

PAVEMENT MARKING LINES:

(11-21-06) (Rev. 9-18-07)

R12 R01

Revise the *2006 Standard Specifications* as follows:

Page 12-2, 1205-3(D) Time Limitations for Replacement, add the following at the beginning of the chart:

Facility Type	Marking Type	Replacement Deadline
Full-control-of-access multi-lane roadway (4 or more total lanes) and ramps, including Interstates	All markings including symbols	By the end of each workday's operation if the lane is opened to traffic

Page 12-14, Subarticle 1205-10, Measurement and Payment, delete the first sentence of the first paragraph and replace with the following:

Pavement Marking Lines will be measured and paid for as the actual number of linear feet of pavement marking lines per application that has been satisfactorily placed and accepted by the Engineer.

PROJECT SPECIAL PROVISIONS

TRAFFIC CONTROL

TRAFFIC CONTROL:

(10-21-08)

RWZ-1

Maintain traffic in accordance with Divisions 10, 11 and 12 of the *Standard Specifications* and the following provisions:

Use a lane closure (refer to the *Roadway Standard Drawings* Nos. 1101.02, 1101.11, 1110.02, 1130.01 and details for the Advance Work Zone signing in contract) or a slow-moving operation as approved by the Engineer. Use a moving operation only if the minimum speed maintained at all times is 3 mph with no stops that narrow or close a lane of travel. If the moving operation is progressing slower than 3 mph at any time, install a lane closure. Maintain the existing traffic pattern at all times, except in the immediate work zone where lane closures are allowed as determined by the Engineer.

Refer to Attached Details and the *Roadway Standard Drawings* Nos. 1101.02, 1101.03, 1101.04, 1101.05, 1101.11, 1110.01, 1110.02, 1115.01, 1130.01, 1135.01, 1145.01, 1150.01, 1165.01, 1170.01 and 1180.01 when closing a lane of travel in a stationary work zone such as pavement patching resurfacing, or pavement marking removal. Properly ballasted cones may be used instead of drums for lane closures during daylight hours. However, drums are required for the upstream taper portion of lane closures in all applications. The stationary work zone shall be a maximum of 3 miles in length at any given time unless otherwise directed by the Engineer. A pilot vehicle operation may be used in conjunction with flaggers and the appropriate pilot vehicle warning signing as directed by the Engineer. During periods of construction inactivity, return the traffic pattern to the existing alignment and remove or cover any work zone signs. When covering work zone signs, use an opaque material that prevents reading of the sign at night by a driver using high beam headlights. Use material, which does not damage the sign sheeting. Replace any obliterated markings as required by other sections of the *Standard Specifications* and the Engineer.

When personnel and equipment are working on the shoulder adjacent to an undivided facility and within 5 feet of an open travel lane, close the nearest open travel lane using the *Roadway Standard Drawings* No. 1101.02 unless the work area is protected by barrier or guardrail. When personnel and equipment are working on the shoulder, adjacent to a divided facility and within 10 feet of an open travel lane, close the nearest open travel lane using the *Roadway Standard Drawings* No. 1101.02 unless the work area is protected by barrier or guardrail. When personnel and equipment are working within a lane of travel of an undivided or divided facility, close the lane according to the traffic control plans, *Roadway Standard Drawings* or as directed by the Engineer. Conduct the work so that all personnel and equipment remain within the closed travel lane. Do not work simultaneously, on both sides of an open travel way, within the same location, on a two-lane, two-way road. Do not perform work involving heavy equipment within 15 feet of the edge of travel way when work is being performed behind a lane closure on the opposite side of the travel way. Perform work only when weather and visibility conditions allow safe operations as directed by the Engineer.

Do not exceed a difference of 2 inches in elevation between open lanes of traffic for nominal lifts of 1.5 inches. Install advance warning UNEVEN LANES signs (W8-11 at 48" X 48") 500 feet in advance and a minimum of once every half mile throughout the uneven area.

Backfill at a 6:1 slope up to the edge and elevation of existing pavement in areas adjacent to an open travel lane that has an edge of pavement drop-off as follows:

- (A) Drop-off that exceeds 2 inches on roadways with posted speed limits of 45 mph or greater
- (B) Drop-off that exceeds 3 inches on roadways with posted speed limit less than 45 mph.

Backfill the unacceptable drop-off with suitable compacted material, as approved by the Engineer, at no expense to the Department. This work is not considered part of shoulder reconstruction.

When utilizing a slow-moving operation for such items as pavement marking placement, pavement marker installation and pesticide spraying, the slow moving operation caravan shall consist, as a minimum, of the vehicles and devices shown on the Moving Operation Caravan Detail(s) herein. Traffic cones may be used when necessary to provide additional protection of wet pavement markings. Ballast all traffic cones so they will not be blown over by traffic.

Submit a written sequence of operation for all maps to the Engineer at the first pre-construction meeting for approval by the Engineer. Approved sequence can not be altered without written permission of the Engineer.

Notify the Engineer 48 hours before milling or resurfacing will interfere with the existing Signal Loops. Loops may need to be placed in milled surface before resurfacing occurs. Coordinate all signal loop operations with the Engineer.

Notify the Engineer 15 consecutive calendar days before resurfacing a bridge or its approaches. Patch and make repairs to bridge surface and its approaches before resurfacing occurs. Coordinate all operations on the bridge and its approaches with the Engineer.

Notify the Engineer 48 hours before resurfacing the areas of existing pavement that require patching. Patch these areas before resurfacing occurs. Allow full depth asphalt patching to cool to the point of supporting traffic without displacement or rutting before reopening closed lane. Coordinate the resurfacing operations of the patched areas with the Engineer.

During a resurfacing only operation, bring all newly resurfaced lanes to the same elevation within 72 hours.

For partial or wheel track milling operations on two-way, two-lane facilities, mill and pave back by the end of each work day. For partial or wheel track milling operations on

multi-lane facilities, the lane being milled may be left closed and paved back within 72 hours.

The following options are acceptable during Resurfacing and milling operations on two-way, two-lane facilities when the entire roadway or entire lane is to be milled:

- (A) Mill a single lane and pave back by the end of each work day.
- (B) Mill the entire width of roadway and pave back within 72 hours.

The following options are available during Resurfacing and milling operations on multi-lane facilities when all lanes or a single lane in one direction are to be milled:

- (A) Mill the entire width of pavement for all lanes to be milled in any direction daily and pave back within 72 hours.
- (B) Mill a single lane and pave back by the end of each work day.
- (C) Mill a single lane, leave a lane closure in and pave back within 72 hours.

When resurfacing facilities with ramps, resurface the ramp and gore area of the ramp as directed by the Engineer. A transverse joint shall be placed on the ramp at the terminal point of the gore. Newly resurfaced lanes on the main roadway and the ramp shall be at the same elevation where traffic merges.

Slope the pavement at the beginning and ending of the daily milling operation as directed by the Engineer. Sweep and remove all milled material from the roadway as soon as the daily milling operation is completed. Continue milling operations until the particular section of roadway being milled is complete. Remove any existing pavement adjacent to the milled area that has been damaged, and replace with patch material as directed by the Engineer.

Maintain vehicular access in accordance with Section 1101-13 of the *Standard Specifications* using suitable backfill material approved by the Engineer.

Operate equipment and conduct operations in the same direction as the flow of traffic. Do not cross medians with equipment, except at properly designated interchanges.

Review and record the existing pavement markings and markers prior to resurfacing. Use the record of existing pavement markings and markers in conjunction with the *Roadway Standard Drawings* to re-establish the proposed pavement markings and markers unless otherwise directed by the Engineer.

Provide appropriate lighting in accordance with Section 1413 of the *Standard Specifications*.

Remove existing pavement markers in preparation for paving. Repair any pavement damage due to existing pavement marker removal prior to the end of the work day. Dispose of existing pavement markers as directed by the Engineer. No direct payment will be made for this work, as it will be incidental to the paving operation.

Payment will be made for the traffic control items that have been included in the contract. No direct payment will be made for providing other traffic control as required herein, as the cost of same will be considered incidental to the work being paid for under those various traffic control items that have been included. Where the Contractor maintains traffic as required herein but no specific pay items have been included in the contract, all associated costs will be considered incidental to the work being paid for under the various items in the contract.

WORK ZONE SIGNING:

(10-21-08)

RWZ-3

Description

Install and maintain signing in accordance with Divisions 11 and 12 of the *Standard Specifications*, the *Roadway Standard Drawings* and the following provisions:

Furnish, install, maintain, and remove advance warning work zone signs and any required lane closure signing.

Furnish, install, and maintain general work zone warning signs for resurfacing and milling such as ROUGH ROAD (W8-8 at 48" X 48") (for milling only), UNEVEN LANES (W8-11 at 48" X 48"), LOW SHOULDER (W8-9 at 48" X 48"), LOW / SOFT SHOULDER (DOT No. 16-79860 at 48" X 48"), UNMARKED PAVEMENT AHEAD (DOT No. 116087130 at 48" X 48") and DO NOT PASS (R4-1 at 24" X 30"). When construction is completed in any area of the project, relocate signs to the next work site, as directed by the Engineer. Remove these signs at the completion of the project.

All work zone signs may be portable.

Construction Methods

(A) General

Install all warning work zone signs before beginning work on a particular map. If signs are installed three days prior to the beginning of work on a particular map, cover the signs until the work begins. Install each work zone warning sign separately and not on the same post or stand with any other sign except where an advisory speed plate or directional arrow is used.

(B) Advance Warning Work Zone Signs

Install advance warning work zone signs (see attached Details and the *Roadway Standard Drawings* Nos. 1101.02 and 1110.01 and advance signing details) prior to beginning of work and remove upon final completion of the project. If there is a period of construction inactivity longer than two weeks, remove or cover advance warning work zone signs. Uncover advance warning work zone signs no more than 3 days before work resumes. All other operations could be suspended upon failure to comply with the above requirements. Such suspended operations would not be resumed until the above requirements are fulfilled.

(C) Lane Closure Work Zone Signs

Install any required lane closure signing needed during the life of the project in accordance with the *Roadway Standard Drawings* Nos. 1101.02, 1101.11 and 1110.02.

(D) General Work Zone Warning Signs

Install general work zone warning signs for resurfacing and milling such as ROUGH ROAD (W8-8 at 48" X 48") (for milling only), UNEVEN LANES (W8-11 at 48" X 48"), LOW SHOULDER (W8-9 at 48" X 48") and LOW / SOFT SHOULDER (W8-9B at 48" X 48") at 1 mile intervals starting at a minimum of 500 feet in advance of the condition for both directions of travel (undivided roadways only) and at any other points determined by the Engineer.

Install the LOW SHOULDER (W8-9 at 48" X 48") or LOW / SOFT SHOULDER (DOT No. 16-79860 at 48" X 48") signs prior to any resurfacing in an area where shoulder construction will be performed.

Install general work zone warning signs such as UNMARKED PAVEMENT AHEAD (DOT No. 116087130 at 48" X 48") and DO NOT PASS (R4-1 at 24" X 30") alternately at 1/2 mile intervals starting at a minimum of 500 feet in advance of the condition for both directions of travel (undivided roadways only) and at any other points determined by the Engineer. Install signs prior to the obliteration of any pavement markings.

Measurement and Payment

Payment will be made for the work zone signing items that have been included in the contract. No direct payment will be made for providing other work zone signing as required herein, as the cost of same will be considered incidental to the work being paid for under those various work zone signing items that have been included. Where the Contractor provides work zone signing as required herein but no specific pay items have been included in the contract, all associated costs will be considered incidental to the work being paid for under the various items in the contract.

TIME LIMITATION FOR PAVEMENT MARKINGS AND MARKERS ON NEWLY RESURFACED AREAS:

(12-18-07)

RWZ-4

Markings: Two-Lane, Two-Way Facilities

For all two-lane, two-way facilities, place all edge lines and other symbols within 30 calendar days after they have been obliterated by the resurfacing operation.

Markings: All Facilities

The pavement markings on a specific map are subject to a 180-day observation period that begins with the satisfactory completion of all pavement markings required on a specific map and shall meet all requirements as specified in Subarticle 1205-3(H) Observation Period of the *Standard Specifications*.

Any portion of stop bars that are obliterated at intersections of a multilane roadway and all its approaches shall be replaced by the end of each work day prior to opening the lane to traffic. Any portion of stop bars that are obliterated at 2-lane 2-way roadway intersections shall be replaced by the end of 5th calendar day.

Prior to opening the lane(s) to traffic, all pavement markings that are obliterated by milling should be replaced as specified in Subarticle 1205-3(D) Time Limitations for Replacement of the *Standard Specifications* or as stated herein.

Final pavement marking applications of paint shall be placed in 2 applications of 15 mils wet each. Each application of paint pavement marking lines will be measured and paid for as the actual number of linear feet of pavement marking lines that have been satisfactorily placed and accepted by the Engineer.

Markers: All Facilities

Install permanent pavement markers within 60 calendar days after completing the resurfacing on each map.

ROADWAY STANDARD DRAWINGS FOR PAVEMENT MARKINGS AND MARKERS:

(7-18-06)

RWZ-5

Use the following in conjunction with the *Standard Specifications*:

Standard Pavement Markings	<i>Roadway Standard Drawings:</i>
	1205.01, 1205.02, 1205.03, 1205.04, 1205.05, 1205.06, 1205.07, 1205.08, 1205.09, 1205.10, 1205.11, 1205.12
Raised Pavement Markers	<i>Roadway Standard Drawings:</i>
	1205.12, 1250.01, 1251.01
Snowplowable Pavement Markers	<i>Roadway Standard Drawings:</i>
	1250.01, 1253.01

This page left intentionally blank.

STANDARD SPECIAL PROVISION
AVAILABILITY OF FUNDS – TERMINATION OF CONTRACTS

(5-20-08)

Z-2

General Statute 143C-6-11. (h) Highway Appropriation is hereby incorporated verbatim in this contract as follows:

(h) Amounts Encumbered. – Transportation project appropriations may be encumbered in the amount of allotments made to the Department of Transportation by the Director for the estimated payments for transportation project contract work to be performed in the appropriation fiscal year. The allotments shall be multiyear allotments and shall be based on estimated revenues and shall be subject to the maximum contract authority contained in *General Statute 143C-6-11(c)*. Payment for transportation project work performed pursuant to contract in any fiscal year other than the current fiscal year is subject to appropriations by the General Assembly. Transportation project contracts shall contain a schedule of estimated completion progress, and any acceleration of this progress shall be subject to the approval of the Department of Transportation provided funds are available. The State reserves the right to terminate or suspend any transportation project contract, and any transportation project contract shall be so terminated or suspended if funds will not be available for payment of the work to be performed during that fiscal year pursuant to the contract. In the event of termination of any contract, the contractor shall be given a written notice of termination at least 60 days before completion of scheduled work for which funds are available. In the event of termination, the contractor shall be paid for the work already performed in accordance with the contract specifications.

Payment will be made on any contract terminated pursuant to the special provision in accordance with Article 108-13(E), of the *North Carolina Department of Transportation Standard Specifications for Roads and Structures*, dated July 1, 2006.

STANDARD SPECIAL PROVISION

ERRATA

(7-21-09)

Z-4

Revise the *Standard Specifications for Roads and Structures July 2006* on all projects as follows:

Division 1

Page 1-1, replace AREA - American Railway Engineering Association with ***American Railway Engineering and Maintenance of Way Association***.

Page 1-7, remove **-L-** in middle of page after INVITATION TO BID and before LABORATORY.

Page 1-25, 102-16(R), move 2nd paragraph to left margin. It is not a part of this subarticle, but part of the entire article.

Division 2

Page 2-9, Subarticle 225-1(C), 1st paragraph, 2nd line, last word, add a "d" to make the word grade become ***graded***.

Page 2-15, Subarticle 226-3, 5th paragraph, first line, replace the word *in* with the word ***is***.

Page 2-23, Subarticle 235-4(B)(9), at the end of the sentence, replace finished greater with finished ***grade***.

Page 2-28, Article 260-3, First paragraph, second line, remove the word *foot*.

Division 3

Page 3-13, Article 340-4, Second paragraph, change Flowable Backfill to Flowable ***Fill***

Division 4

Page 4-29, Article 420-13(A) Description, change reference from Section 1082 to ***Article 1081-6***.

Page 4-40 Subarticle 420-17(F) first line, change Subarticle 420-17(B) to ***(B) herein***.

Page 4-70, Article 442-13(B) Second sentence, change SSPC Guide 6I to SSPC Guide ***6***.

Pages 4-72, 4-74, 4-76, at the top of the page, substitute the heading Section 452 with Section ***450***.

Page 4-79, at the top of the page, substitute the heading Section 450 with Section ***452***

Page 4-80, change 452-7 to 452-***6*** at the top of the page.

Page 4-80, change Pay Item ___Steel Pile Retaining Walls, to ***Sheet*** Pile Retaining Walls.

Page 4-88, 462-4, Title, Replace last word Measurement with the word ***PAYMENT***

Division 5

Page 5-8, Article 501-15 Measurement and Payment, delete the 4th paragraph that begins The quantity of lime, measured as provided ...

Page 5-14, Article 520-11 Measurement and Payment, first paragraph, second line, delete *will be*.

Division 6

Page 6-3, Article 600-9, 2nd Paragraph on this page, replace 818-5 with 818-4.

Pages 6-30 and 31, Subarticle 610-3(A)(13) Move 2 paragraphs from the margin to the right under the number (13).

Page 6-43, Article 610-8, 4th paragraph, remove the first *the*

Page 6-44, 2nd full paragraph, 1st sentence, delete the first *and* and add *transverse* just before cross-slope control.

Page 6-51, at the top of the page, add **610-14** on the same line, and just before the heading MAINTENANCE.

Page 6-53, Article 620-4 sixth paragraph, second line; the word that should be *which*.

Page 6-66, title, Replace EXISTNG with **EXISTING**

Page 6-66, Article 657-1, Description, first sentence, replace PS/AR (hot-poured rubber asphalt with *hot applied joint sealer*.

Page 6-66, Article 657-2, replace PS/AR (Hot-Poured Rubber Asphalt with the following:

Item	Section
<i>Hot Applied Joint Sealer</i>	1028-2

Page 6-67, at the top of the page, substitute the heading Section 654 with Section **657**.

Page 6-67, Article 657-3 Construction Methods, 2nd paragraph, replace PS/AR sealant with *hot applied joint sealer*.

Page 6-71, 660-9(B)(1), Replace the first sentence of the first paragraph with the following:

Using the quantities shown in *Table 660-1*, apply asphalt material to the existing surface followed by an application of No. 78 M or lightweight aggregate.

Page 6-89; Add a period at the end of the last sentence at the bottom of the page.

Page 6-90, Article 663-5, first paragraph, first sentence, change 50oF to **50°F**; third paragraph, fourth sentence change 325oF to **325°F**.

Division 7

Page 7-12, at the top of the page, substitute the heading Section 710 with Section **700**.

Page 7-15, Article 710-9, 4th paragraph, last line, change 710-11(B) to 710-10(B).

Division 8

Page 8-13, Article 808-3, 4th Paragraph, third line, replace Eexcavation with ***Excavation***

Page 8-35, Article 848-2, Item: Replace Cncrete with ***Concrete***

Division 9

Page 9-2, add **901-3** just before CONSTRUCTION METHODS

Division 10

Page 10-12, near bottom of page add **(C)** before Proportioning and Mixing of Modified Compositions, which should be bold type.

Page 10-28, at the top of the page, substitute Section 100**6** for 1005.

Page 10-54, Subarticle 1018-2A), First line, substitute **(B)** for II, third line, substitute **(B)(2)** for II-b.

Pages 10-56, 10-58, 10-60 at the top of the page, substitute Section 1018 with Section **1020**.

Page 10-84, Table 1042-1, Class 2, Maximum, change from 23r to **23**.

Page 10-84, Article 1042-2 Testing, last sentence, replace the word alterations with the word **cycles**.

Page 10-100, Table 1056-1, replace on the line for Trapezoidal Tear Strength:

Type 1	Type 2	Type 3		Type 4
		Class A	Class B	Soil Stabilization
45 lb	75 lb	--	--	75 lb

Page 10-116, Subarticle 1070-10, first paragraph, second sentence, add **or** just before cold-forged sleeve.

Pages 10-136 through 10-147, at the top of the page, substitute Section 1074 with Section **1072**.

Page 10-157, Article 1077-11, first paragraph, change the reference from Subarticle 420-18(B) to Subarticle 420-**17(B)**.

Page 10-200, Subarticle 1080-14(B), change reference to ASTM D33**59**

Page 10-211, at the top of the page, substitute Section 1081 with Section **1082**.

Page 10-229, add **1088-6 BLANK** on the line above 1088-7 TUBULAR MARKERS.

Page 10-244, add **1089-10 BLANK** and **1089-11 BLANK** on the lines just above 1089-12 FLAGGER.

Page 10-272, delete Article 1098-6 in its entirety. Renumber Articles 1098-7 through 1098-17 as Articles 1098-6 through 1098-16 consecutively.

Division 12

Page 12-21 Add **1266-2** just before the heading MATERIALS.

Division 14

Page 14-33, Article 1413-6, first paragraph, first sentence, first line, replace made with **paid for**.

Division 15

- Page 15-2 add **1500-4** just before the heading WEEKEND, NIGHT AND HOLIDAY WORK.
- Page 15-4, Subarticle 1505-3(A)(2), replace the 2nd line with the following: ***Provide shielding or shoring as required under Section 150 or as required elsewhere in the contract.***
- Page 15-5, add **1505-6** on the same line and just before the heading MEASUREMENT AND PAYMENT. (Remove the period after PAYMENT.)
- Page 15-6, Article 1505-6(3), delete *in Section 1175* and replace it with *elsewhere in the contract.*
- Page 15-8, add **1510-4** on the same line and just before the heading MEASUREMENT AND PAYMENT.
- Page 15-10, substitute **BLANK** for CONSTRUCTION REQUIREMENTS on the same line and just before 1515-4.
- Page 15-10, substitute **CONSTRUCTION REQUIREMENTS** for General Requirements
- Page 15-10, Article 1515-4, add **(D)** just before the bolded Fire Hydrants.
- Page 15-13, Article 1520-3, 8th paragraph, add ***pipe*** after diameter.
- Page 15-22, add **1540-3** on the same line and just before the heading CONSTRUCTION REQUIREMENTS.
- Page 15-28, Replace 1550-6 METHOD OF MEASUREMENT with ***MEASUREMENT AND PAYMENT.***

Division 16

- Page 16-12, Subarticle 1632-1(C) ¼ Inch hardware cloth, change the minimum width from 24 inches to 48 inches.

END

STANDARD SPECIAL PROVISION

PLANT AND PEST QUARANTINES

(Imported Fire Ant, Gypsy Moth, Witchweed, And Other Noxious Weeds)

(3-18-03)

Z-04a

Within quarantined area

This project may be within a county regulated for plant and/or pests. If the project or any part of the Contractor's operations is located within a quarantined area, thoroughly clean all equipment prior to moving out of the quarantined area. Comply with federal/state regulations by obtaining a certificate or limited permit for any regulated article moving from the quarantined area.

Originating in a quarantined county

Obtain a certificate or limited permit issued by the N.C. Department of Agriculture/United States Department of Agriculture. Have the certificate or limited permit accompany the article when it arrives at the project site.

Contact

Contact the N.C. Department of Agriculture/United States Department of Agriculture at 1-800-206-9333, 919-733-6932, or <http://www.ncagr.com/plantind/> to determine those specific project sites located in the quarantined area or for any regulated article used on this project originating in a quarantined county.

Regulated Articles Include

1. Soil, sand, gravel, compost, peat, humus, muck, and decomposed manure, separately or with other articles. This includes movement of articles listed above that may be associated with cut/waste, ditch pulling, and shoulder cutting.
2. Plants with roots including grass sod.
3. Plant crowns and roots.
4. Bulbs, corms, rhizomes, and tubers of ornamental plants.
5. Hay, straw, fodder, and plant litter of any kind.
6. Clearing and grubbing debris.
7. Used agricultural cultivating and harvesting equipment.
8. Used earth-moving equipment.
9. Any other products, articles, or means of conveyance, of any character, if determined by an inspector to present a hazard of spreading imported fire ant, gypsy moth, witchweed or other noxious weeds.

STANDARD SPECIAL PROVISION

MINIMUM WAGES

(7-21-09)

Z-5

FEDERAL: The Fair Labor Standards Act provides that with certain exceptions every employer shall pay wages at the rate of not less than SEVEN DOLLARS AND TWENTY FIVE CENTS (\$7.25) per hour.

STATE: The North Carolina Minimum Wage Act provides that every employer shall pay to each of his employees, wages at a rate of not less than SEVEN DOLLARS AND TWENTY FIVE CENTS (\$7.25) per hour.

The minimum wage paid to all skilled labor employed on this contract shall be SEVEN DOLLARS AND TWENTY FIVE CENTS (\$7.25) per hour.

The minimum wage paid to all intermediate labor employed on this contract shall be SEVEN DOLLARS AND TWENTY FIVE CENTS (\$7.25) per hour.

The minimum wage paid to all unskilled labor on this contract shall be SEVEN DOLLARS AND TWENTY FIVE CENTS (\$7.25) per hour.

This determination of the intent of the application of this act to the contract on this project is the responsibility of the Contractor.

The Contractor shall have no claim against the Department of Transportation for any changes in the minimum wage laws, Federal or State. It is the responsibility of the Contractor to keep fully informed of all Federal and State Laws affecting his contract.

This page left intentionally blank

INSTRUCTIONS TO BIDDERS

**PLEASE READ ALL INSTRUCTIONS CAREFULLY
BEFORE PREPARING AND SUBMITTING YOUR BID.**

All bids shall be prepared and submitted in accordance with the following requirements. Failure to comply with any requirement shall cause the bid to be considered irregular and shall be grounds for rejection of the bid.

1. The bid sheet furnished by NCDOT with the proposal shall be used and shall not be altered in any manner. The bid shall not be considered complete unless all forms included in this proposal are properly completed and/or executed as instructed. **DO NOT SEPARATE THE BID SHEET FROM THE PROPOSAL!**
2. All entries on the bid sheet, including signatures, shall be written in ink.
3. The Bidder shall submit a unit price for every item on the bid form. The unit prices for the various contract items shall be written in figures.
4. An amount bid shall be entered on the bid sheet for every item. The amount bid for each item shall be determined by multiplying each unit bid by the quantity for that item, and shall be written in figures in the "Amount Bid" column of the sheet.
5. The total amount bid shall be written in figures in the proper place on the bid sheet. The total amount shall be determined by adding the total cost for each item.
6. Changes in any entry shall be made by marking through the entry in ink and making the correct entry adjacent thereto in ink. A representative of the Bidder shall initial the change in ink.
7. The bid shall be properly executed. All bids shall show the following information:
 - a. Name of individual, firm, corporation, partnership, or joint venture submitting bid.
 - b. Name of individual or representative submitting bid and position or title.
 - c. Name, signature, and position or title of witness.
 - d. Federal Identification Number
 - e. Contractor's License Number
8. Bids submitted by corporations shall bear the seal of the corporation.
9. The bid shall not contain any unauthorized additions, deletions, or conditional bids.
10. The bidder shall not add any provision reserving the right to accept or reject an award, or to enter into a contract pursuant to an award.
11. **The Proposal with the Bid Sheet Still Attached Shall be Placed in a Sealed Envelope and Shall Have Been Delivered to and Received in the Division Engineer's Office Located at 509 Ward Blvd. in Wilson by 2:00 PM on February 25, 2010.**
12. The sealed bid must display the following statement on the front of the sealed envelope:

Quotation For Project 4CR.20961.15

13. If delivered by mail or courier, the sealed envelope shall be placed in another sealed envelope and the outer envelope shall be addressed as follows:

**J. P. Page, PE, NCDOT
PO Box 3165
Wilson, NC 27895**

AWARD OF CONTRACT

The award of the contract, if it be awarded, will be made to the lowest responsible Bidder. The lowest responsible will be notified that his bid has been accepted and that he has been awarded the contract. NCDOT reserves the right to reject all bids.

This page left intentionally blank.

North Carolina Dept. of Transportation Bid Form

4CR.20961.15 Wayne County

ITEM	SECT	DESCRIPTION	QUANTITY	UNIT	UNIT PRICE	AMOUNT BID
1	607	Milling Asphalt Pavement, 1.5" Depth	28,100	SYD		
2	610	Asp. Conc. Surface Course Type S9.5B	2,575	TON		
3	610	Asp. Conc. Surface Course Type SF9.5A	1670	TON		
4	620	Asphalt Binder PG 64-22 Plant Mix	263	TON		
5	858	Adjustment of Manholes	7	EA		
6	858	Adjustment of Meter or Valve Boxes	3	EA		
7	1205	Paint Pavement Marking Lines (16")	50	LFT		
8	1205	Paint Pavement Marking Lines (24")	825	LFT		
9	1205	Paint Pavement Marking Symbol	83	EA		
10	1205	Paint Pavement Marking Characters	2	EA		
11	1725	Inductive Loop Sawcut	4,050	LFT		

***TOTAL BID FOR PROJECT:* _____**

CONTRACTOR _____

ADDRESS _____

Federal Identification Number _____

Contractors License Number _____

Authorized Agent _____ Title _____

Signature _____ Date _____

Witness _____ Title _____

Signature _____ Date _____

This Section To Be Completed By North Carolina Department Of Transportation

This bid has been reviewed in accordance with Article 103-1 of the Standard Specifications for Roads and Structures 2006.

Reviewed by _____ ***(date)*** _____

Accepted by NCDOT _____ ***Division Engineer*** _____ ***(date)*** _____

This page left intentionally blank.

This page left intentionally blank.

EXECUTION OF BID, NONCOLLUSION AFFIDAVIT AND DEBARMENT CERTIFICATION

The person executing the bid, on behalf of the Bidder, being duly sworn, solemnly swears (or affirms) that neither he, nor any official, agent or employee of the bidder has entered into any agreement, participated in any collusion, or otherwise taken any action which is in restraint of free competitive bidding in connection with this bid, and that the Bidder intends to do the work with its own bonafide employees or subcontractors and is not bidding for the benefit of another contractor.

In addition, execution of this bid in the proper manner also constitutes the Bidder's certification of "Status" under penalty of perjury under the laws of the United States in accordance with the Debarment Certification included elsewhere in the proposal form, provided that the Debarment Certification also includes any required statements concerning exceptions that are applicable.

SIGNATURE OF CONTRACTOR
(If a corporation uses this sheet)

(Print full name of corporation)

(Address as Prequalified)

Attest _____
(Secretary) (Assistant Secretary)
Delete inappropriate title

By _____
(President) (Vice President)
(Asst. Vice President)
Delete inappropriate title

Print Signer's Name

Print Signer's Name

NOTE - AFFIDAVIT MUST BE NOTARIZED

CORPORATE SEAL

Subscribed and sworn to before me this the
____ day of _____, 20 ____.

(Signature of Notary Public)

NOTARY SEAL:

of _____ County.

State of _____.

My Commission Expires: _____

EXECUTION OF BID, NONCOLLUSION AFFIDAVIT, AND DEBARMENT CERTIFICATION

The person executing the bid, on behalf of the Bidder, being duly sworn, solemnly swears (or affirms) that neither he, nor any official, agent or employee of the bidder has entered into any agreement, participated in any collusion, or otherwise taken any action which is in restraint of free competitive bidding in connection with this bid, and that the Bidder intends to do the work with its own bonafide employees or subcontractors and is not bidding for the benefit of another contractor.

In addition, execution of this bid in the proper manner also constitutes the Bidder's certification of "Status" under penalty of perjury under the laws of the United States in accordance with the Debarment Certification included elsewhere in the proposal form, provided that the Debarment Certification also includes any required statements concerning exceptions that are applicable.

SIGNATURE OF CONTRACTOR
(If a joint venture, use this sheet)

Instructions to Bidders: On Line (1), print the name of each contractor. On Line (2), print the name of one of the joint venturers and execute below in the appropriate manner and furnish in the following lines all information required by Article 102-8 of the Specifications. On Line (3), print the name of the other joint venturer and execute below in the appropriate manner and furnish all information required by said article of the Specifications. For correct form of execution and information required for execution of this sheet by an individual, see Signature Sheets 3 and 4; for a corporation, see Signature Sheet 1; and for a partnership, see Signature Sheet 5.

(1) _____ and _____
A Joint Venture

(2) _____ (Seal)
(Name of Contractor)

Witness or Attest By _____

Print Signer's Name Print Signer's Name
If a corporation, affix corporate seal:

and
(3) _____ (Seal)
(Name of Contractor)

(Address as Prequalified)

Witness or Attest By _____

Print Signer's Name Print Signer's Name
If a corporation, affix corporate seal:

NOTE - AFFIDAVIT MUST BE NOTARIZED For Line (2) NOTE - AFFIDAVIT MUST BE NOTARIZED For Line (3)

Subscribed and sworn to before me
this the ____ day of _____, 20____.

(Signature of Notary Public & Seal)

of _____ County.

State of _____.

My Commission Expires: _____
Signature Sheet 2 (Bid) - Joint Venture

Subscribed and sworn to before me
this the ____ day of _____, 20____.

(Signature of Notary Public & Seal)
of _____ County.
State of _____.
My Commission Expires _____.

EXECUTION OF BID, NONCOLLUSION AFFIDAVIT, AND DEBARMENT CERTIFICATION

The person executing the bid, on behalf of the Bidder, being duly sworn, solemnly swears (or affirms) that neither he, nor any official, agent or employee of the bidder has entered into any agreement, participated in any collusion, or otherwise taken any action which is in restraint of free competitive bidding in connection with this bid, and that the Bidder intends to do the work with its own bonafide employees or subcontractors and is not bidding for the benefit of another contractor.

In addition, execution of this bid in the proper manner also constitutes the Bidder's certification of "Status" under penalty of perjury under the laws of the United States in accordance with the Debarment Certification included elsewhere in the proposal form, provided that the Debarment Certification also includes any required statements concerning exceptions that are applicable.

SIGNATURE OF CONTRACTOR
(If an individual doing business under a firm name, use this sheet)

Name of Contractor _____ trading
(Print individual name)

Witness

Print Signer's Name

and doing business as _____
(Print firm name)

(Address as Prequalified)

Signature of Contractor _____
(Individually)

Print Signer's Name

NOTE - AFFIDAVIT MUST BE NOTARIZED

Subscribed and sworn to before me this the _____ day of _____, 20 ____.

NOTARY SEAL

(Signature of Notary Public)

of _____ County.

State of _____.

My Commission Expires: _____

EXECUTION OF BID, NONCOLLUSION AFFIDAVIT, AND DEBARMENT CERTIFICATION

The person executing the bid, on behalf of the Bidder, being duly sworn, solemnly swears (or affirms) that neither he, nor any official, agent or employee of the bidder has entered into any agreement, participated in any collusion, or otherwise taken any action which is in restraint of free competitive bidding in connection with this bid, and that the Bidder intends to do the work with its own bonafide employees or subcontractors and is not bidding for the benefit of another contractor.

In addition, execution of this bid in the proper manner also constitutes the Bidder's certification of "Status" under penalty of perjury under the laws of the United States in accordance with the Debarment Certification included elsewhere in the proposal form, provided that the Debarment Certification also includes any required statements concerning exceptions that are applicable.

SIGNATURE OF CONTRACTOR

(If an individual doing business in his own name, use this sheet)

Name of Contractor _____
(Print)

(Address as Prequalified)

Witness

Signature of Contractor _____
(Individually)

Print Signer's Name

Print Signer's Name

NOTE - AFFIDAVIT MUST BE NOTARIZED

Subscribed and sworn to before me this the
____ day of _____, 20 ____.

NOTARY SEAL

(Signature of Notary Public)

of _____ County.

State of _____.

My Commission Expires: _____

EXECUTION OF BID, NONCOLLUSION AFFIDAVIT, AND DEBARMENT CERTIFICATION

The person executing the bid, on behalf of the Bidder, being duly sworn, solemnly swears (or affirms) that neither he, nor any official, agent or employee of the bidder has entered into any agreement, participated in any collusion, or otherwise taken any action which is in restraint of free competitive bidding in connection with this bid, and that the bidder intends to do the work with its own bonafide employees or subcontractors and is not bidding for the benefit of another contractor.

In addition, execution of this bid in the proper manner also constitutes the bidder's certification of "Status" under penalty of perjury under the laws of the United States in accordance with the Debarment Certification included elsewhere in the proposal form, provided that the Debarment Certification also includes any required statements concerning exceptions that are applicable.

SIGNATURE OF CONTRACTOR

(If a partnership, use this sheet)

(Print Name of Partnership)

(Address as Prequalified)

Witness By _____ Partner

Print Signer's Name _____ Print Signer's Name

NOTE - AFFIDAVIT MUST BE NOTARIZED

Subscribed and sworn to before me this the
____ day of _____, 20 ____.

NOTARY SEAL

(Signature of Notary Public)

of _____ County.

State of _____.

My Commission Expires: _____

EXECUTION OF BID, NONCOLLUSION AFFIDAVIT, AND DEBARMENT CERTIFICATION

The person executing the bid, on behalf of the Bidder, being duly sworn, solemnly swears (or affirms) that neither he, nor any official, agent or employee of the bidder has entered into any agreement, participated in any collusion, or otherwise taken any action which is in restraint of free competitive bidding in connection with this bid, and that the Bidder intends to do the work with its own bonafide employees or subcontractors and is not bidding for the benefit of another contractor.

In addition, execution of this bid in the proper manner also constitutes the Bidder's certification of "Status" under penalty of perjury under the laws of the United States in accordance with the Debarment Certification included elsewhere in the proposal form, provided that the Debarment Certification also includes any required statements concerning exceptions that are applicable.

SIGNATURE OF CONTRACTOR
(Limited Liability Company, use this sheet)

Name of Contractor _____
(Print firm name)

(Address as Prequalified)

Signature of Manager _____
(Individually)

Print Signer's Name

NOTE - AFFIDAVIT MUST BE NOTARIZED

Subscribed and sworn to before me this the
_____ day of _____, 20 ____.

NOTARY SEAL

(Signature of Notary Public)

of _____ County.

State of _____.

My Commission Expires: _____

DEPARTMENT CERTIFICATION OF BIDDERS

Instructions & conditions for certification

1. By signing and submitting this proposal, the bidder is providing the certification set out below.
2. The inability of a bidder to provide the certification required below will not necessarily result in denial of participation in this contract. If the certification is not provided, the bidder must submit an explanation (exception) of why it cannot provide the certification set out below. The certification or explanation (exception) will be considered in connection with the Department's determination whether to award the contract. However, failure of the prospective bidder to furnish a certification or an explanation (exception) may be grounds for rejection of the bid.
3. The certification in this provision is a material representation of fact upon which reliance is placed when the Department determines whether or not to award the contract. If it is later determined that the bidder knowingly rendered an erroneous certification, in addition to other remedies available to the Federal Government, the Department may terminate this contract for cause of default.
4. The prospective bidder shall provide immediate written notice to the Department if at any time the bidder learns that its certification was erroneous when submitted or has become erroneous by reason of changed circumstances.
5. The terms "covered transaction," "debarred," "suspended," "ineligible," "lower tier covered transaction," "participant," "person," "primary covered transaction," "principal," "proposal," and "voluntarily excluded," as used in this provision, have the meanings set out in the Definitions and Coverage sections of the rules implementing *Executive Order 12540*. A copy of the Federal Rules requiring this certification and detailing the definitions and coverages may be obtained from the Contract Officer of the Department.
6. The bidder agrees by submitting this bid that, should the contract be awarded, it shall not knowingly enter into any lower tier covered transaction with a person who is debarred, suspended, declared ineligible, or voluntarily excluded from participation in this contract, unless authorized by the Department.
7. The prospective bidder further agrees by submitting this proposal that it will include the Federal-Aid Provision titled "Required Contract Provisions Federal-Aid Construction Contract" (Form FHWA PR 1273) provided by the Department, without subsequent modification, in all lower tier covered transactions.
8. The prospective bidder may rely upon a certification of a prospective participant in a lower tier covered transaction that it is not debarred, suspended, ineligible, or voluntarily excluded from the covered transaction, unless it knows that the certification is erroneous. A participant may decide the method and frequency by which it determines the eligibility of its principals.
9. Nothing contained in the foregoing shall be construed to require establishment of a system of records in order to render in good faith the certification required by this provision. The knowledge and information of a participant is not required to exceed that which is normally possessed by a prudent person in the ordinary course of business dealings.
10. Except for transactions authorized under paragraph 6 of these instructions, if the successful bidder knowingly enters into a lower tier covered transaction with a person who is suspended, debarred, ineligible, or voluntarily excluded from participation in this transaction, in addition to other

remedies available to the Federal Government, the Department may terminate this transaction for cause of default.

DEBARMENT CERTIFICATION

The bidder certifies to the best of its knowledge and belief, that it and its principals:

- a. Are not presently debarred, suspended, proposed for debarment, declared ineligible, or voluntarily excluded from covered transactions by any Federal department or agency;
- b. Have not within a three-year period preceding this proposal been convicted of or had a civil judgment rendered against them for commission of fraud or a criminal offense in connection with obtaining, attempting to obtain, or performing a public (Federal, State or local) transaction or contract under a public transaction; violation of Federal or State antitrust statutes or commission of embezzlement, theft, forgery, bribery, falsification or destruction of records; making false statements; or receiving stolen property;
- c. Are not presently indicted for or otherwise criminally or civilly charged by a governmental entity (Federal, State or local) with commission of any of the offenses enumerated in paragraph b. of this certification; and
- d. Have not within a three-year period preceding this proposal had one or more public transactions (Federal, State or local) terminated for cause or default.

Where the prospective bidder is unable to certify to any of the statements in this certification, it shall attach an explanation to this proposal.

IF AN EXPLANATION, AS PROVIDED IN THE ABOVE DEBARMENT CERTIFICATION, HAS BEEN ATTACHED TO THE PROPOSAL, PLEASE CHECK THE BOX SHOWN BELOW:

An explanation has been attached to the proposal.

PROJECT NO.	SHEET NO.	TOTAL NO.
4CR.20961.15		

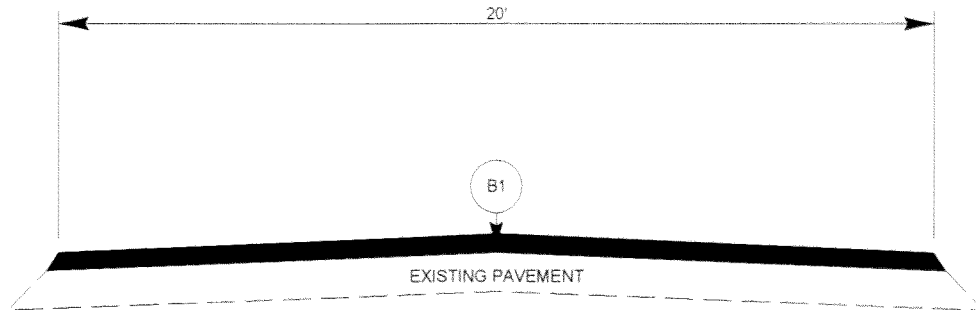
SUMMARY OF QUANTITIES

PROJECT NO	COUNTY	MAP NO	ROUTE	DESCRIPTION	TYP NO	FINAL SURFACE TESTING REQUIRED	LENGTH MI	WIDTH FT	1.5" MILLING SY	SURFACE COURSE, S9.5B TONS	SURFACE COURSE, SF9.5A TONS	PG 64-22 PLANT MIX TONS	ADJ. OF MANHOLES EA	ADJ. OF METER OR VALVE BOX EA	INDUCTIVE LOOP LF
4CR.20961.15	Wayne	1	SR 1556	FROM SR 1555 TO SR 1003	2	NO	1.62	60	24,000	2,200		132	7	3	3,000
TOTAL FOR MAP NO. 1							1.62		24,000	2,200		132	7	3	3,000
		2	SR 1565	FROM BRIDGE TO SR 1560	2	NO	0.29	60	4,100	375		22			1,050
TOTAL FOR MAP NO. 2							0.29		4,100	375		22			1,050
		3	SR 1549	FROM SR 1537 TO SR 1547	1	NO	1.06	20			950	62			
TOTAL FOR MAP NO. 3							1.06				950	62			
		4	SR 2304	FROM SR 1545 TO DEAD END	1	NO	0.81	20			720	47			
TOTAL FOR MAP NO. 4							0.81				720	47			
TOTAL FOR PROJ NO. 4CR.20961.15							3.78		28,100	2,575	1,670	263	7	3	4,050
GRAND TOTAL							3.78		28,100	2,575	1,670	263	7	3	4,050

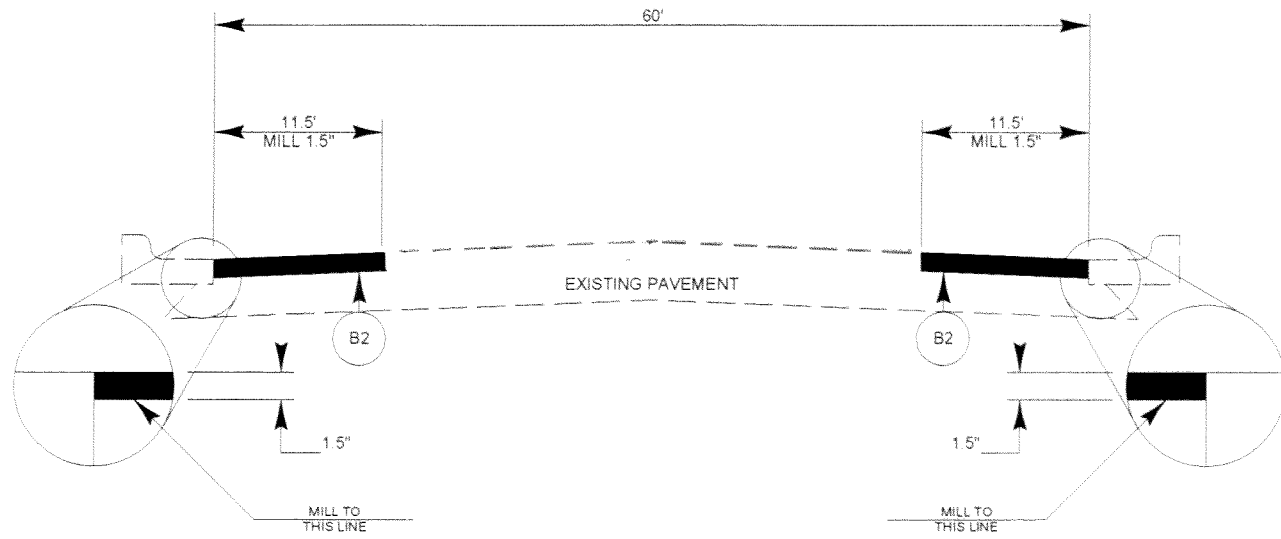
THERMOPLASTIC AND PAINT QUANTITIES

PROJECT NO	COUNTY	MAP NO	ROUTE	DESCRIPTION	4830000000-E	4835000000-E	4840000000-N	4845000000-N	4845000000-N	4845000000-N
					16" WHITE PAINT LF	24" WHITE PAINT LF	PAINT MSG RXR EA	PAINT LT ARROW EA	PAINT STR ARROW EA	PAINT STR & RT ARROW EA
4CR.20961.15	Wayne	1	SR 1556	FROM SR 1555 TO SR 1003		560		5	38	20
TOTAL FOR MAP NO. 1						560		5	38	20
		2	SR 1565	FROM BRIDGE TO SR 1560	50	265	2		8	12
TOTAL FOR MAP NO. 2					50	265	2		8	12
		3	SR 1549	FROM SR 1537 TO SR 1547						
TOTAL FOR MAP NO. 3										
		4	SR 2304	FROM SR 1545 TO DEAD END						
TOTAL FOR MAP NO. 4										
TOTAL FOR PROJ NO. 4CR.20961.15					50	825	2	5	46	32
GRAND TOTAL					50	825	2	5	46	32

PROJECT NO	SHEET NO	TOTAL SHEETS
4CR 20981.15		



TYPICAL SECTION NO. 1



TYPICAL SECTION NO. 2

PAVEMENT SCHEDULE	
B1	PROP. APPROX. 1.25" ASPHALT CONCRETE SURFACE COURSE, TYPE SF9 5A, AT AN AVERAGE RATE OF 137.5 LBS. PER SQ. YARD.
B2	PROP. APPROX 1.5" OF ASPHALT CONCRETE SURFACE COARSE TYPE, S9 5B AT AN AVERAGE RATE OF 168 LBS SQ. YD.