
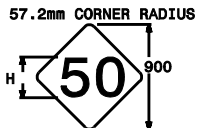
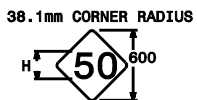


DETAIL OF STATE SHIELDS



600mm N.C. SHIELDS

NO. DIGITS	LETTER SERIES	LETTER HEIGHT "H"
1	"D"	300
2	"C" OR "D"	250
3	"C" OR "D"	175
3	"C" OR "D"	200

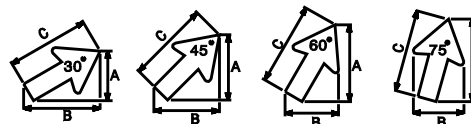
900mm N.C. SHIELDS

NO. DIGITS	LETTER SERIES	LETTER HEIGHT "H"
1	"D"	450
2	"C" OR "D"	375
3	"C" OR "D"	300
3	"D"	250

1200mm N.C. SHIELDS

NO. DIGITS	LETTER SERIES	LETTER HEIGHT "H"
1	"D"	600
2	"D"	500
2	"D"	450
3	"C" OR "D"	350

DETAIL OF DIAGONAL ARROWS FOR TYPE "D" SIGNS



125mm ARROW

ANGLE Δ	A	B	C
30°	126	177	191
45°	152	152	191
60°	177	126	191
75°	190	126	191

150mm ARROW

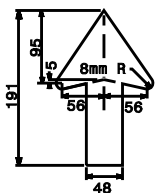
ANGLE Δ	A	B	C
30°	151	212	229
45°	182	182	229
60°	212	151	229
75°	228	151	229

200mm ARROW

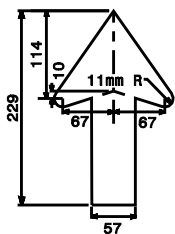
ANGLE Δ	A	B	C
30°	199	283	305
45°	243	243	305
60°	283	199	305
75°	304	200	305

250mm ARROW

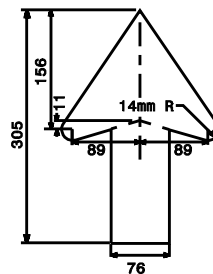
ANGLE Δ	A	B	C
30°	249	354	381
45°	303	303	381
60°	354	249	381
75°	380	250	381



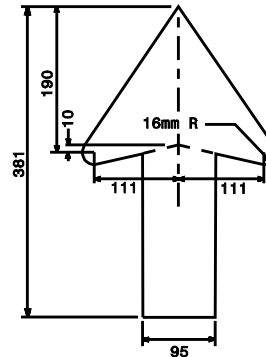
DETAIL OF 125mm ARROW



DETAIL OF 150mm ARROW



DETAIL OF 200mm ARROW



DETAIL OF 250mm ARROW

Note:  
This drawing is dimensioned in millimeters unless otherwise depicted within the drawing.